This drawing is to be read in conjunction with all relevant Architect, consultants' and specialists' drawings and specifications. The Architect is to be notified of any discrepancies before proceeding. Do not scale from this drawing. All dimensions and levels are to be checked on site. This drawing is subject to copyright. All work carried out before Planning and Building Permission has been granted is at the contractor/clients risk.

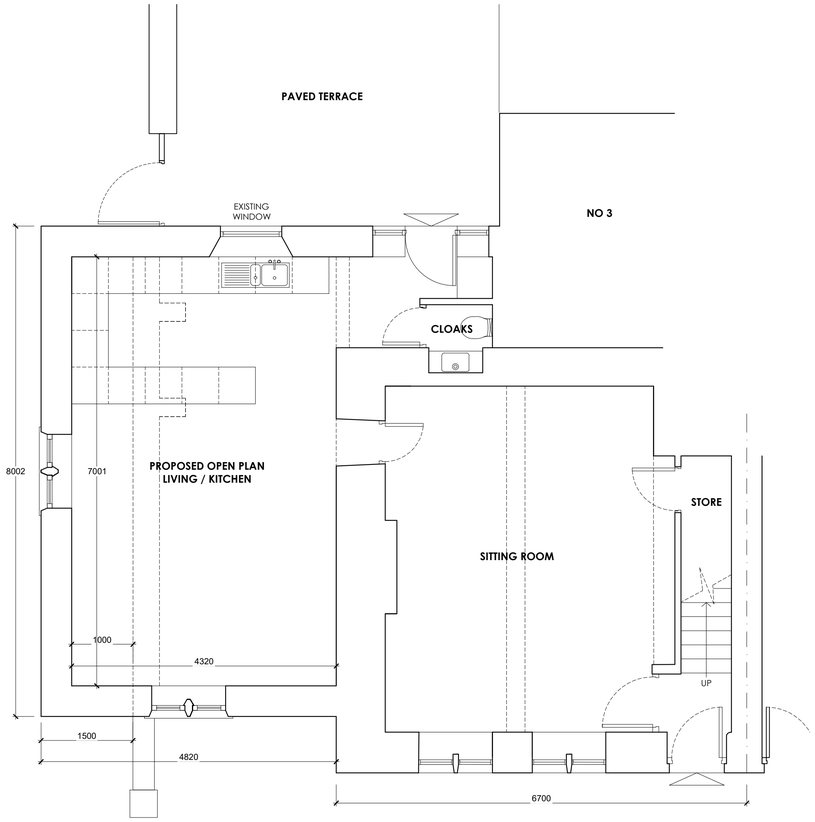

PROPOSED GROUND FLOOR PLAN
Scale 1:50

0 1 2 3m

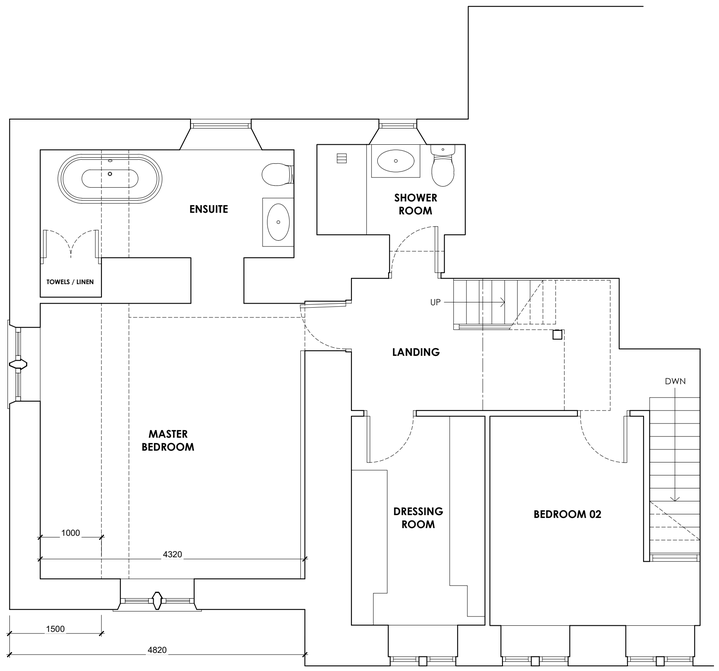

PROPOSED FIRST FLOOR PLAN
Scale 1:50

0 1 2 3m

PROPOSED ROOF PLAN
Scale 1:50

0 1 2 3m

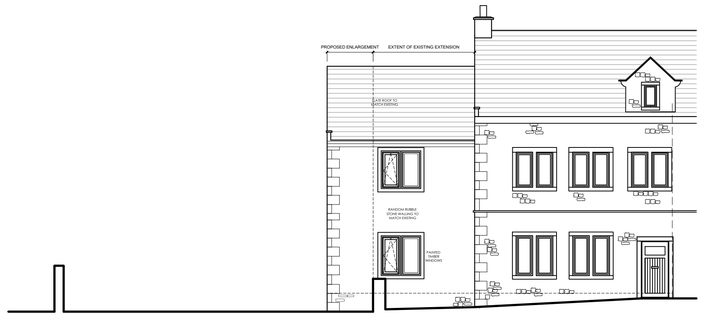

PROPOSED FRONT (EAST) ELEVATION
Scale 1:100

0 2 4 6m

PROPOSED REAR (WEST) ELELEVATION
Scale 1:100

0 2 4 6m

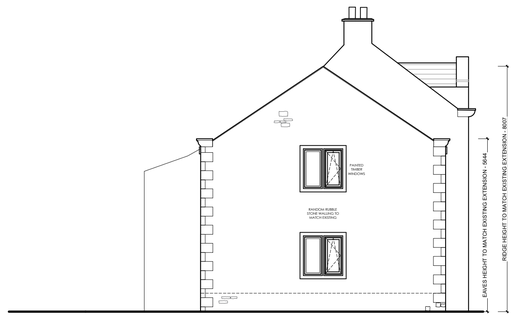

PROPOSED SIDE (SOUTH) ELEVATION
Scale 1:100

0 2 4 6m

no.	by	chk.	revision	date
B	MF	chk.	AMENDED IN ACCORDNACE WITH CLIENT COMMENTS	MAY 26
A	MF	chk.	AMENDED IN ACCORDNACE WITH CLIENT COMMENTS	MAY 26

Client
MR AND MRS CARRUTHERS

Job Title
4 ABBEYCROFT
THE SANDS
WHALLEY
LANCASHIRE
BB7 9TN
PROPOSED EXTENSION

Drawing Title
PROPOSED PLANS AND ELEVATIONS

Scale	Date	Drawn
Various@ A1	MARCH 2025	TDM

SUNDERLAND PEACOCK ARCHITECTS
SUNDERLAND PEACOCK & ASSOCIATES LTD.
HAZELMERE, PIMLICO ROAD, CLITHEROE
LANCASHIRE, BB7 2AG
T: 01200 423176 F: 01200 427328
E: info@sunderlandpeacock.com
www.sunderlandpeacock.com

6835 - P01 B