

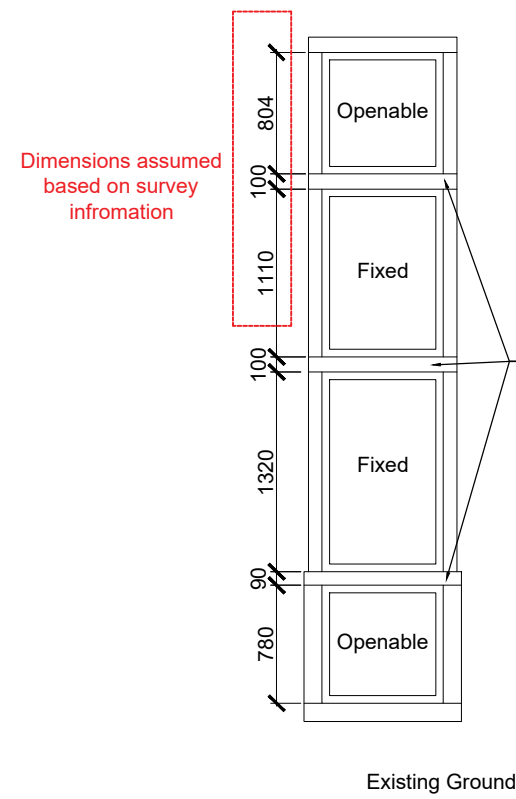
All levels and dimensions to be checked on site prior to construction / fabrication; report discrepancies immediately.
 Scale for Planning purposes only.
 This drawing is copyright protected.

REVISION

Notes:

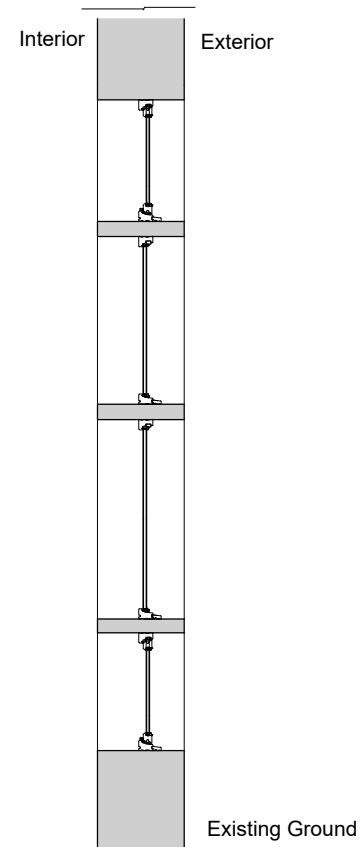
Dimensions provided for guidance only - all sizes to be confirmed on site

New timber windows to match the windows on the frontage elevations.

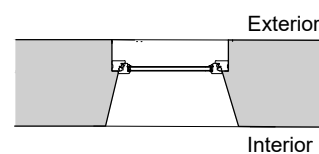


Elevation 1:50


Remnant cut lintel sections to be removed and replaced with new sections. Lintel depth to match the existing stone detailing at the base and the head.



Section 1:50



Plan 1:50



PLANNING

SCALE 1:50



DATE • 02.06.25 DRAWN • RH
 SCALE • 1:10 CHECKED •

PROJECT
Mulberry Grange

DRAWING
Vertical Window Detail
 Sheet 1 of 2



12 CARPENTER STREET • PERTH • PH1 5LZ
 01738 230360
 WWW.TRAILARCHITECTS.CO.UK

DRAWING No.
24046_PL(32)102