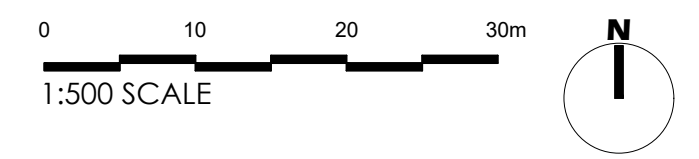



This drawing is to be read in conjunction with all relevant Architect, consultants' and specialists' drawings and specifications. The Architect is to be notified of any discrepancies before proceeding. Do not scale from this drawing. All dimensions and levels are to be checked on site. This drawing is subject to copyright. All work carried out before Planning and Building Permission has been granted is at the contractor/clients risk.



Sizing								
Population equivalent (PE)	Max. daily flow (l/d)	Max. organic load (kg BOD5/d)	Total volume (l)	Length (mm)	Width (mm)	Height (mm)	Weight (kg)	Product code
5	750	0.3	3750	2280	1755	1880	150	G50000
7	1050	0.42	4800	2280	1985	2110	185	G50002
9	1350	0.54	5500	2390	2190	2390	220	G50004
12	1800	0.72	8500	3500	2040	2815	380	G50200
15	2250	0.9	10000	3500	2240	2575	455	G50204
18	2700	1.08	13000 (2x6500)	5380	2190	2390	440	G60010
19	2850	1.14	13000	4000	2420	2755	510	G50313



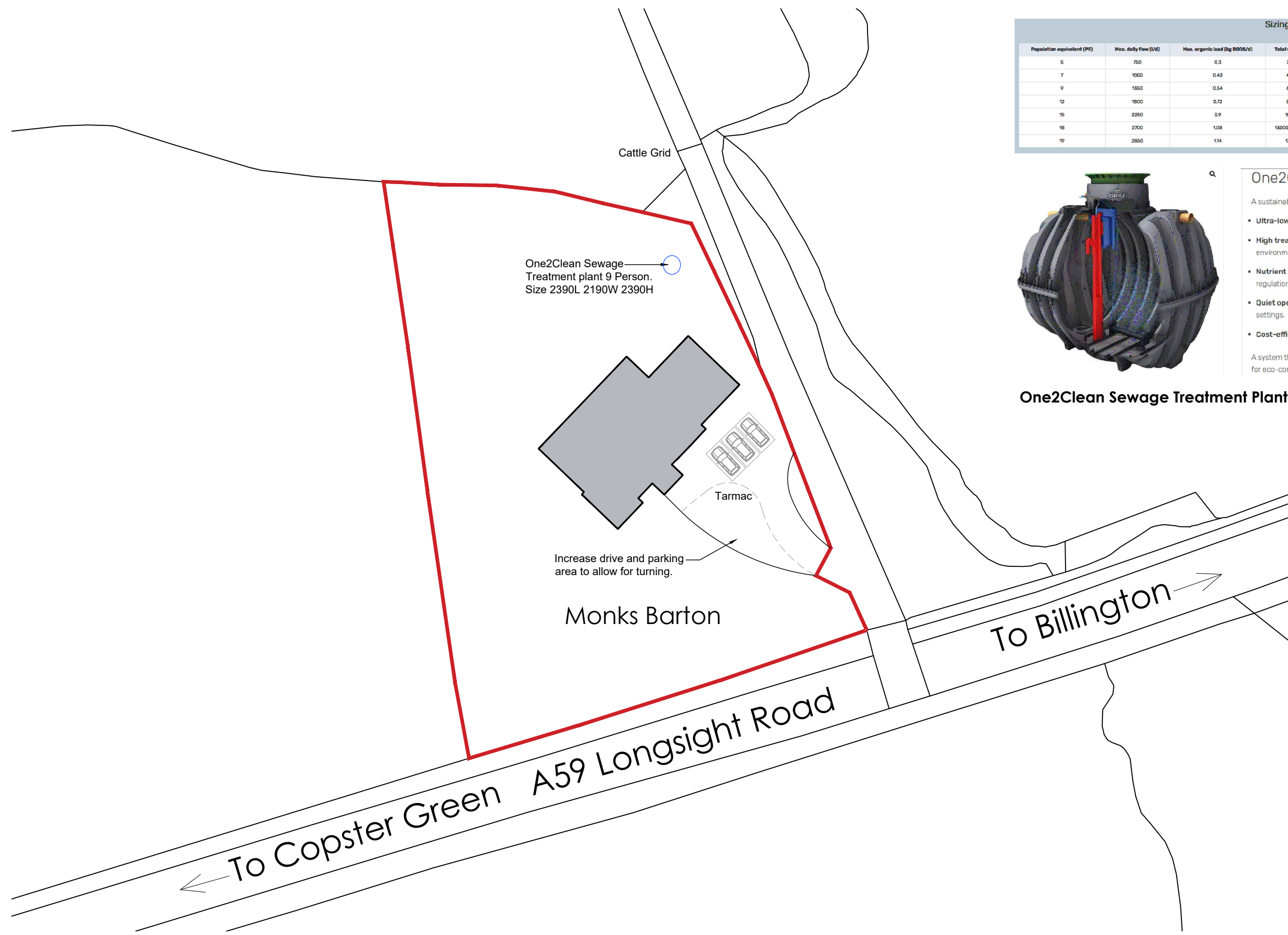
One2Clean Sewage Treatment Plant

A sustainable, low-maintenance solution designed for self-builders and homeowners.

- Ultra-low power use** – just 0.63 kWh per day (around half of most systems).
- High treatment quality** – exceptional discharge performance, meeting strict UK environmental standards.
- Nutrient neutrality ready** – optional modules available for areas with tighter regulations.
- Quiet operation** – starts from just 36 dB, making it virtually silent in residential settings.
- Cost-efficient design** – reduced running costs with no compromise on reliability.

A system that combines efficiency, sustainability, and peace of mind – perfectly suited for eco-conscious homes.

One2Clean Sewage Treatment Plant - Manufacturer Details



Rev A: Proposed garage reduced in size following planning discussions. 09.03.2026 CH

Client
Mr & Mrs Keenan

Job Title
Proposed Extension to
Monks Barton
Longsight Road
Langho

Drawing Title
Proposed Site Plan.

Scale 1:500 @ A3	Date July 2025	Drawn TDM
---------------------	-------------------	--------------

spa
SUNDERLAND PEACOCK ARCHITECTS

SUNDERLAND PEACOCK & ASSOCIATES LTD.
HAZELMERE, PIMLICO ROAD, CLITHEROE
LANCASHIRE, BB7 2AG
T 01200 423178 F 01200 427328
E info@sunderlandpeacock.com
www.sunderlandpeacock.com

7276 - P03A

PROPOSED SITE PLAN
Scale 1:500