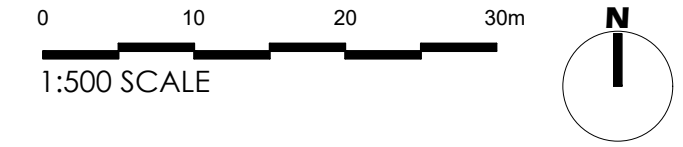



This drawing is to be read in conjunction with all relevant Architect, consultants' and specialists' drawings and specifications. The Architect is to be notified of any discrepancies before proceeding. Do not scale from this drawing. All dimensions and levels are to be checked on site. This drawing is subject to copyright. All work carried out before Planning and Building Permission has been granted is at the contractor/clients risk.



Sizing								
Population equivalent (PE)	Max. daily flow (l/d)	Max. organic load (kg BOD ₅ /d)	Total volume (l)	Length (mm)	Width (mm)	Height (mm)	Weight (kg)	Product code
5	750	0.3	3750	2280	1755	1880	150	050000
7	1050	0.42	4800	2280	1985	2110	185	050002
9	1350	0.54	5550	2390	2190	2390	220	050004
12	1800	0.72	8500	3600	2040	2515	380	050200
15	2250	0.9	10000	3520	2240	2575	455	050204
18	2700	1.08	13000 (2x6500)	5380	2190	2390	440	050010
19	2850	1.14	13000	4000	2420	2755	510	050313



One2Clean Sewage Treatment Plant

A sustainable, low-maintenance solution designed for self-builders and homeowners.

- **Ultra-low power use** – just 0.63 kWh per day (around half of most systems).
- **High treatment quality** – exceptional discharge performance, meeting strict UK environmental standards.
- **Nutrient neutrality ready** – optional modules available for areas with tighter regulations.
- **Quiet operation** – starts from just 36 dB, making it virtually silent in residential settings.
- **Cost-efficient design** – reduced running costs with no compromise on reliability.

A system that combines efficiency, sustainability, and peace of mind – perfectly suited for eco-conscious homes.

One2Clean Sewage Treatment Plant - Manufacturer Details

Rev B: Proposed garage further reduced in size following planning discussions. 23.03.2026 CH
 Rev A: Proposed garage reduced in size following planning discussions. 09.03.2026 CH

Client
 Mr & Mrs Keenan

Job Title
 Proposed Extension to
 Monks Barton
 Longsight Road
 Langho

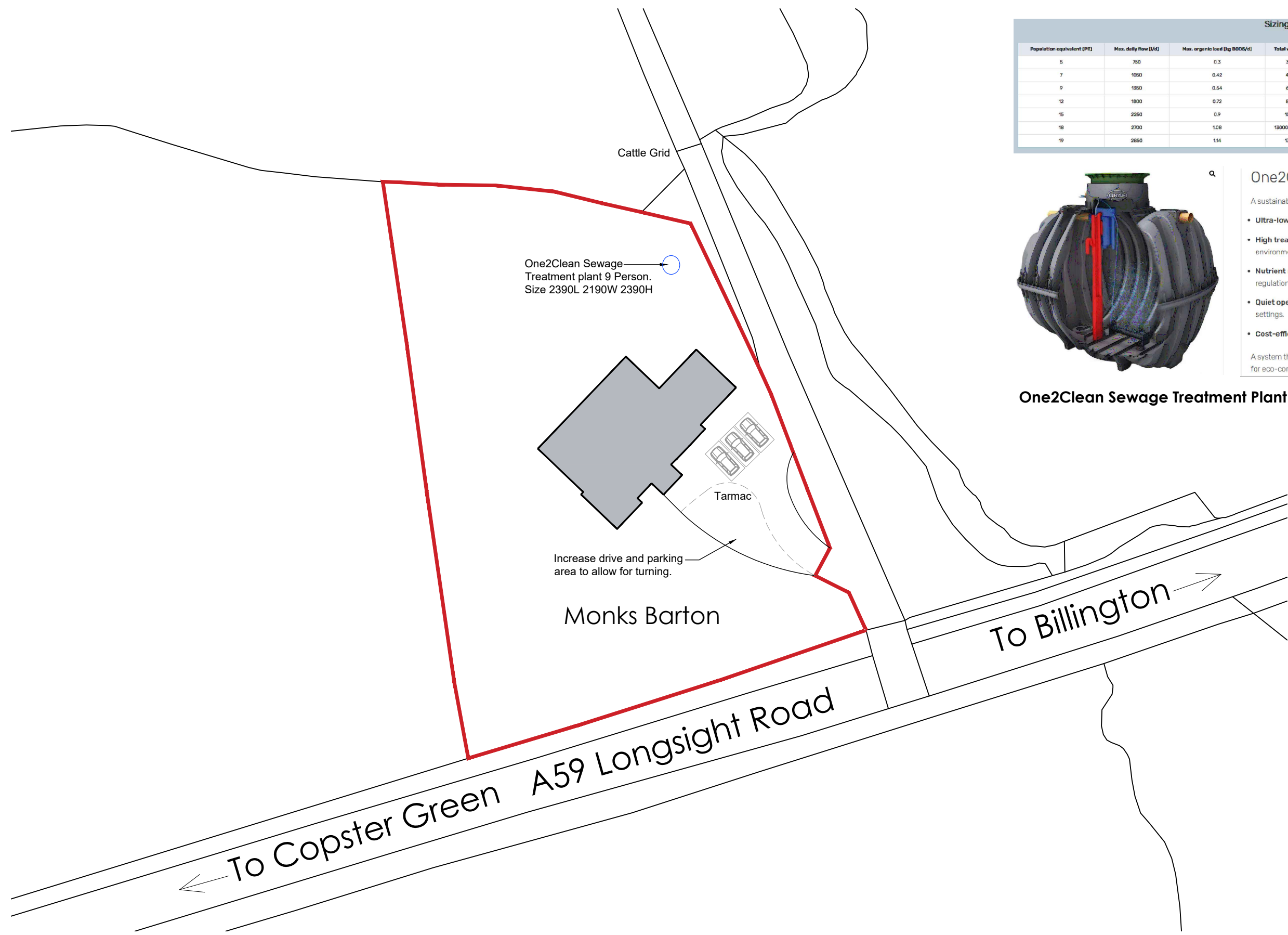
Drawing Title
 Proposed Site Plan.

Scale 1:500 @ A3	Date July 2025	Drawn TDM
---------------------	-------------------	--------------

spa
 SUNDERLAND PEACOCK ARCHITECTS

SUNDERLAND PEACOCK & ASSOCIATES LTD.
 HAZELMERE, PIMLICO ROAD, CLITHEROE
 LANCASHIRE, BB7 2AG
 T 01200 423178 F 01200 427328
 E info@sunderlandpeacock.com
 www.sunderlandpeacock.com

7276 - P03B



PROPOSED SITE PLAN
 Scale 1:500