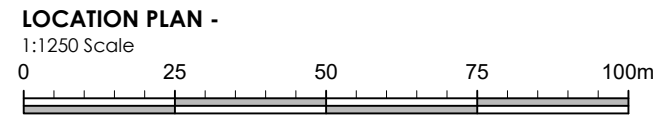
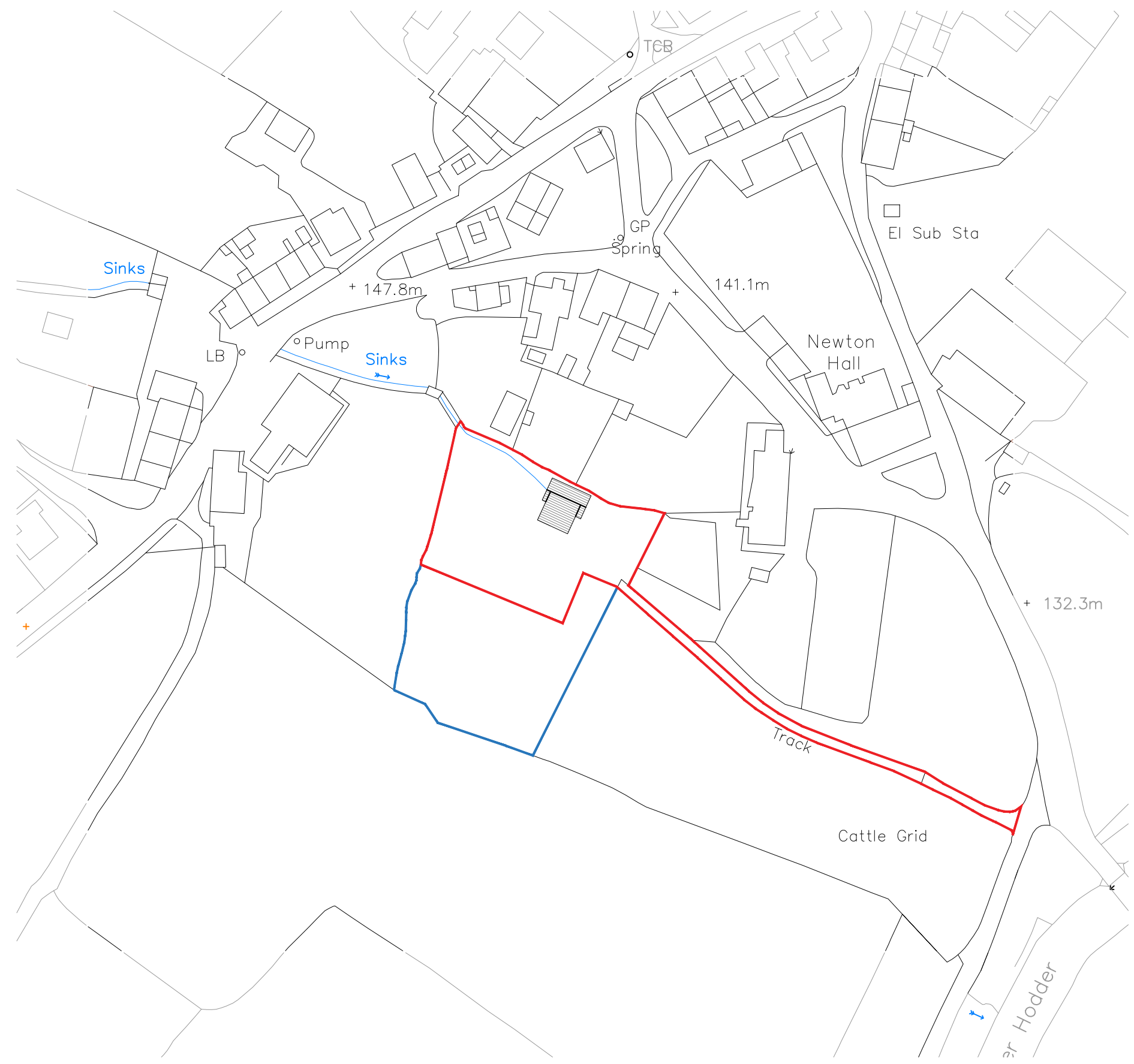
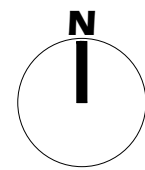


This drawing is to be read in conjunction with all relevant Architect, consultants' and specialists' drawings and specifications. The Architect is to be notified of any discrepancies before proceeding. Do not scale from this drawing. All dimensions and levels are to be checked on site. This drawing is subject to copyright. All work carried out before Planning and Building Permission has been granted is at the contractor/clients risk.



Client
Mr and Mrs Bennett

Job Title
Rear Extension Replacement Decking / Terrace & Associated Internal Alterations To: Hodder Croft Newton-in-Bowland BB7 3DY

Drawing Title
Location Plan.

Scale 1:1250 @A3	Date FEB '26	Drawn CA
----------------------------	------------------------	--------------------



SUNDERLAND PEACOCK ARCHITECTS
SUNDERLAND PEACOCK & ASSOCIATES LTD.
HAZELMERE, PINLICO ROAD, CLITHEROE
LANCASHIRE, BB7 2AG
T 01200 423178 F 01200 427328
E info@sunderlandpeacock.com
www.sunderlandpeacock.com



7312 -L01