








# Tree Impact Plan



-  Category A  
High quality tree
-  Category B  
Moderate quality tree
-  Category C  
Low quality tree
-  Category U  
Unsuitable for retention
-  Root protection areas (RPAs)
-  Proposed tree removals
-  Construction exclusion zone

**Site:**  
Hodder Croft  
Newton-in-Bowland  
Clitheroe  
BB7 3DY

**Client:**  
Mr & Mrs Bennett

**Date:** April 2026

**Scale:** 1:200 at A4

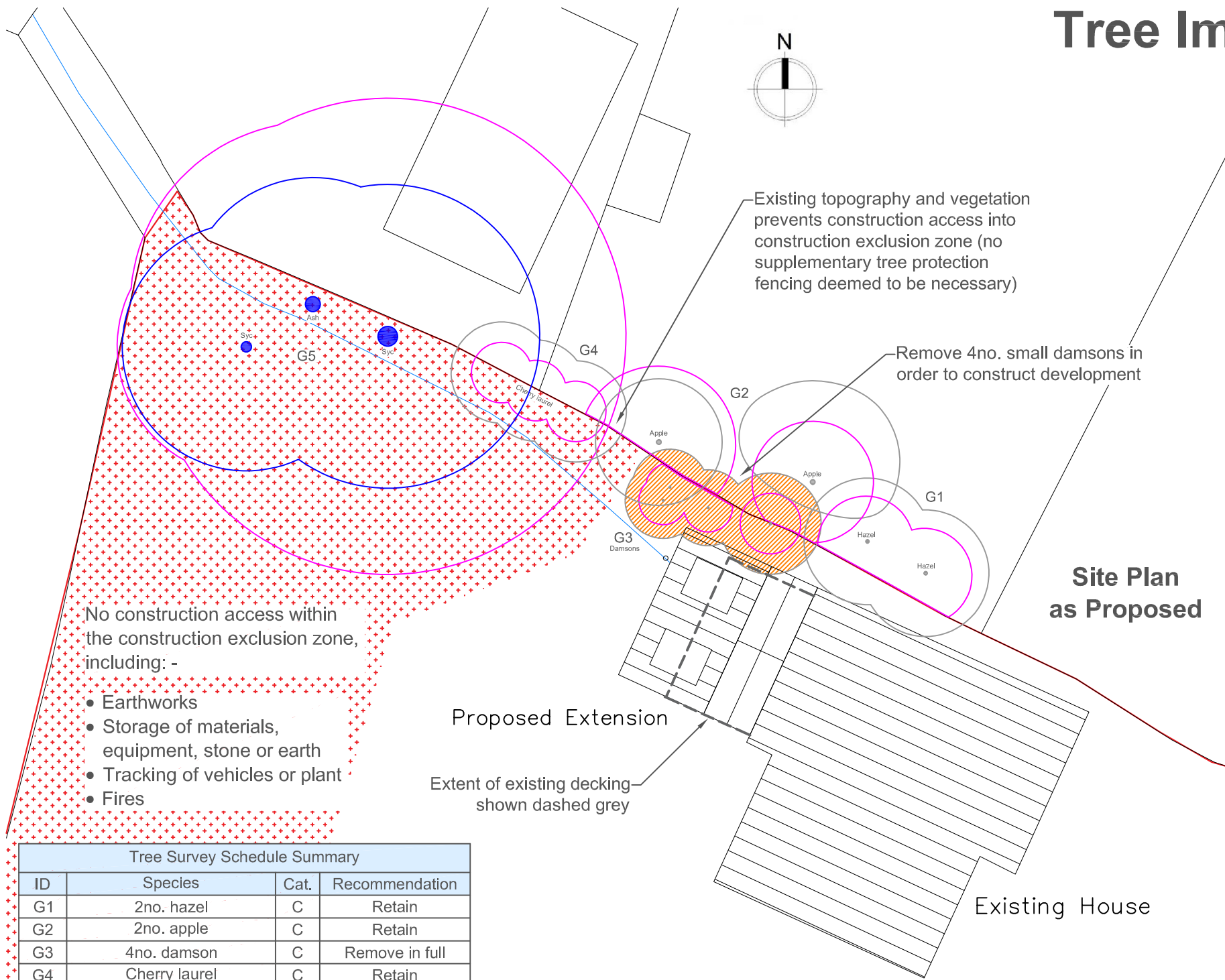
**Drawing:** LTC420-TIP

**Drawn by:** JK



**LAKELAND**  
TREE CONSULTANCY  
ARBORICULTURAL PLANNING SPECIALIST

Halton Mill, Mill Lane, Halton, LA2 6ND  
Info@lakelandtreeconsultancy.co.uk  
01524 874124



No construction access within the construction exclusion zone, including: -

- Earthworks
- Storage of materials, equipment, stone or earth
- Tracking of vehicles or plant
- Fires

Tree Survey Schedule Summary			
ID	Species	Cat.	Recommendation
G1	2no. hazel	C	Retain
G2	2no. apple	C	Retain
G3	4no. damson	C	Remove in full
G4	Cherry laurel	C	Retain
G5	2no. sycamore, 1no. ash	B	Retain

**Site Plan as Proposed**

Existing House

Proposed Extension

Extent of existing decking shown dashed grey

Existing topography and vegetation prevents construction access into construction exclusion zone (no supplementary tree protection fencing deemed to be necessary)

Remove 4no. small damsons in order to construct development