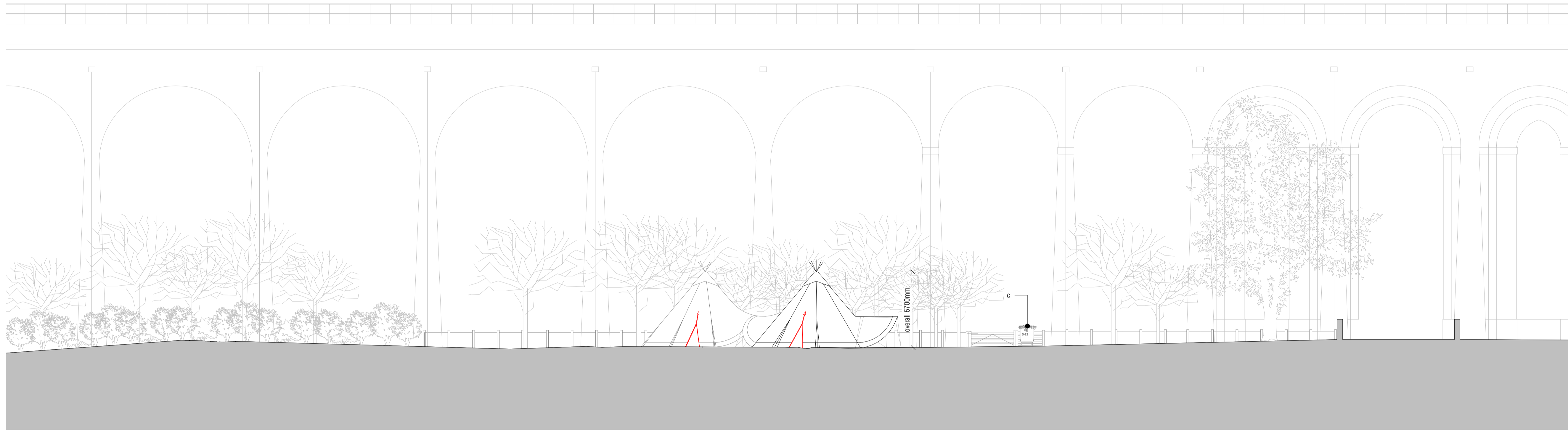


This Drawing Should be Printed in Colour

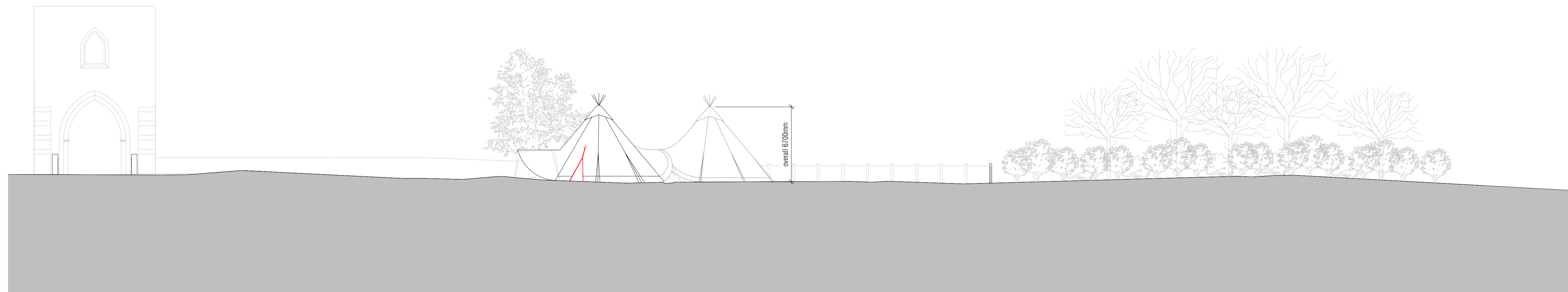


key

- a Generator Provision - Hyundai Silenced Diesel Generator Long Run or similar. 560 x 960mm.
- b Toilet provision per event - 1+1 Deluxe Loo Trailer or similar. 1850 x 2850mm.
- c Waste Disposal Bin Provision. General & Recyclable Bins are to be provided.

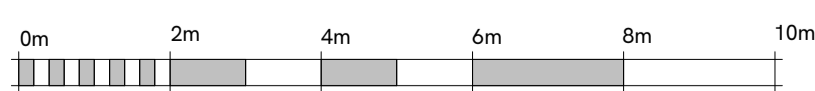
3 Proposed East Elevation

1 : 200



4 Proposed West Elevation

1 : 200



VISUAL SCALE 1:100 @ A1

PD4	Dimensions added	07/04/2025	ES	EW
PD3	Issued for Planning Resubmission	30/03/2025	ES	EW
PD2	Planning Amendment	16/01/2025	ES	EW
PD1	Issued for Planning	17/11/2025	ES	EW
Rev	Description	Date	Drawn	Checked

Revision Schedule

Client: The Orchard, Ribbles Valley Ltd.

Project: The Orchard Whalley

Title: Proposed Elevations General Arrangement - Sheet 2

Project no:	Scale:	Drawn by:	Checked by:	Date:
7378	1 : 200	@A1	ES	EW
2025 09 23				
Drawing no:	Status:	Rev:		
TOW-WMA-XX-ZZ-DR-A-20-101	S2	P04		



North: Spring Lane, Upland House, Samlesbury, Lancashire, PR5 0UX
 T: 01772 877455
 E: north@wilsonmason.co.uk
 London: 12, Albemarle Way, London, EC1V 4JB
 T: 020 7637 1501
 E: london@wilsonmason.co.uk

www.wilsonmason.co.uk