

This drawing is to be read in conjunction with all relevant Architect, consultants' and specialists' drawings and specifications. The Architect is to be notified of any discrepancies before proceeding. Do not scale from this drawing. All dimensions and levels are to be checked on site. This drawing is subject to copyright. All work carried out before Planning and Building Permission has been granted is at the contractor's risk.

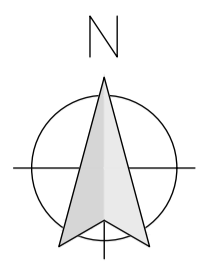


IMAGE 01



IMAGE 02



IMAGE 03



IMAGE 04



IMAGE 05



IMAGE 06



IMAGE 07



IMAGE 08



IMAGE 09



IMAGE 10



IMAGE 11




IMAGE 12




IMAGE 13



IMAGE 14



INTERNAL IMAGE IN GARAGE - LOWER GROUND FLOOR



INTERNAL IMAGE IN GARAGE - GROUND FLOOR

1:200 SCALE 0 5 10 15m

Rev A - Ownership boundary adjustments. - 21/04/26 - CA  
 Rev A - Updated following Planning Pre app. 03.11.2025

Client  
**Clare Brown**

Job Title  
 Proposed conversion of three storey garage structure into residential dwelling at:  
 Ridings Cottage  
 Whalley Old Road  
 Billington  
 Clitheroe  
 BB7 9JF

Drawing Title  
**Existing Site Plan & Site Images**

Scale Date Drawn  
 1:200 @ A1 Sept. 2024 Craig Harrison

**spa** ARCHITECTS  
 SUNDERLAND PEACOCK & ASSOCIATES LTD.  
 HAZELNERE, PIMLICO ROAD, CLITHEROE  
 LANCASHIRE, BB7 3AG  
 T: 01200 423718 F: 01200 427328  
 E: info@sunderlandpeacock.com  
 www.sunderlandpeacock.com

**7129 -S03-B**