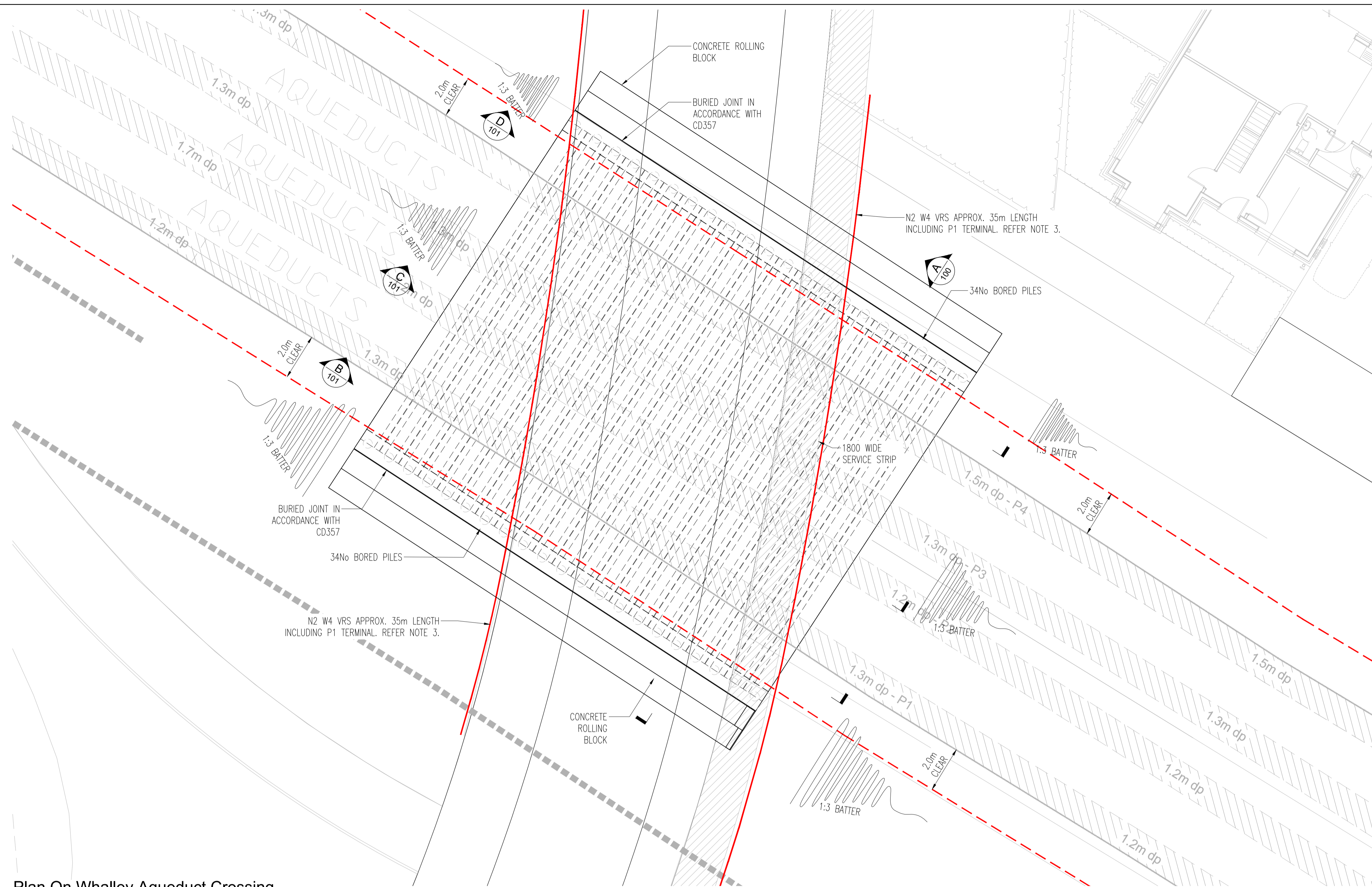
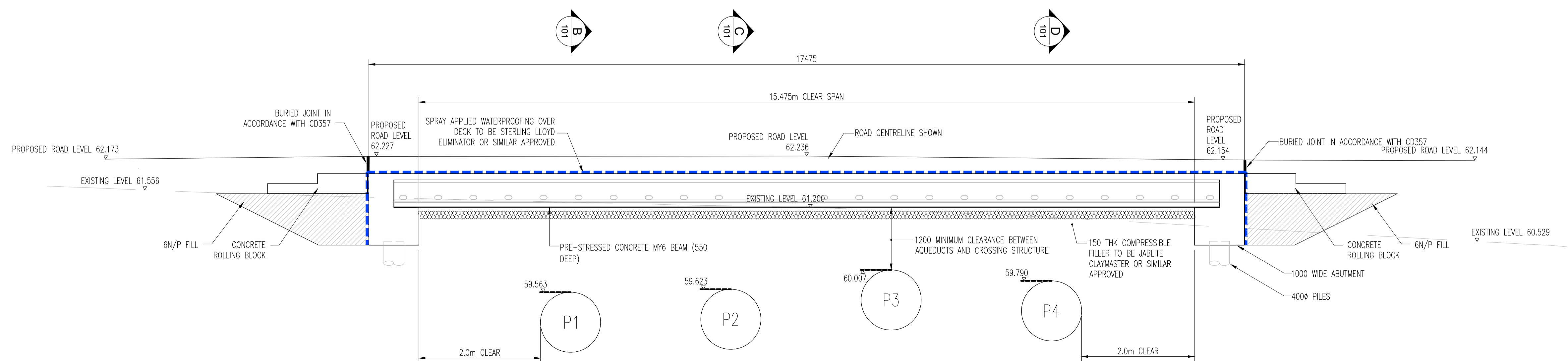


**NOTES**

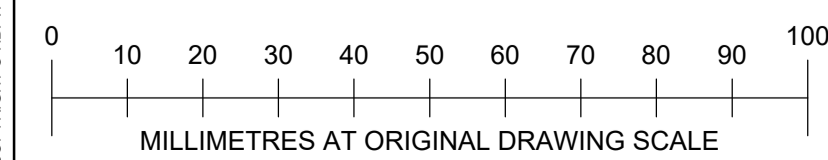
1. See drawing 001 for all general notes.
2. To be read in conjunction with all drawings listed on drawing 001
3. VRS to be N2 W4 and requirement to be reviewed on site following construction of bridge.



**Plan On Whalley Aqueduct Crossing**  
Scale 1:100



**Elevation A On Whalley Aqueduct Crossing**  
Scale 1:50



**APPROVAL**

REV	DESCRIPTION	BY	CHK	APP	DATE
B01	DETAILED DESIGN	KB	NC	JL	25.06.21

REVISION TABLE

**HBPW**  
CONSULTING ENGINEERS

43 BRIDGEGATE  
RETFORD  
NOTTINGHAMSHIRE  
DN22 7UX  
TEL (01777) 869896  
www.hbpw.co.uk

CLIENT:  
**LOVELLS**

CONTRACTOR:  
**LOVELLS**

HBPW PROJECT NUMBER:  
**SL07119**

PROJECT:  
**Whalley Aqueduct Crossing**

DRAWING:  
**Proposed Plan & Elevation**

PROJECT ENGINEER:  
**J.Livesey**

DRAWN:  
**W.Withers**

CHECKED:  
**N.Chia**

APPROVED:  
**J.Livesey**

DATE	SCALE	SIZE	SUITABILITY	REVISION
25.06.2021	As Shown	A1	-	B01

DOCUMENT REFERENCE NUMBER:  
**7119-HBPW-DRG-ECV-0100**