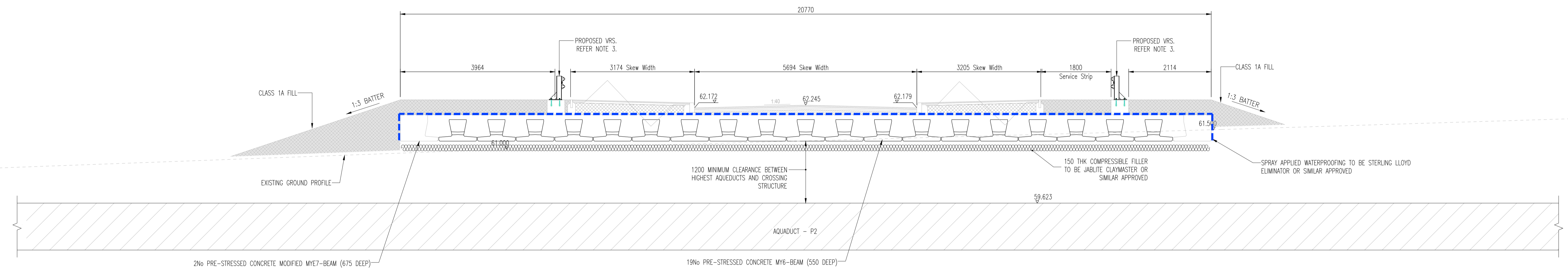
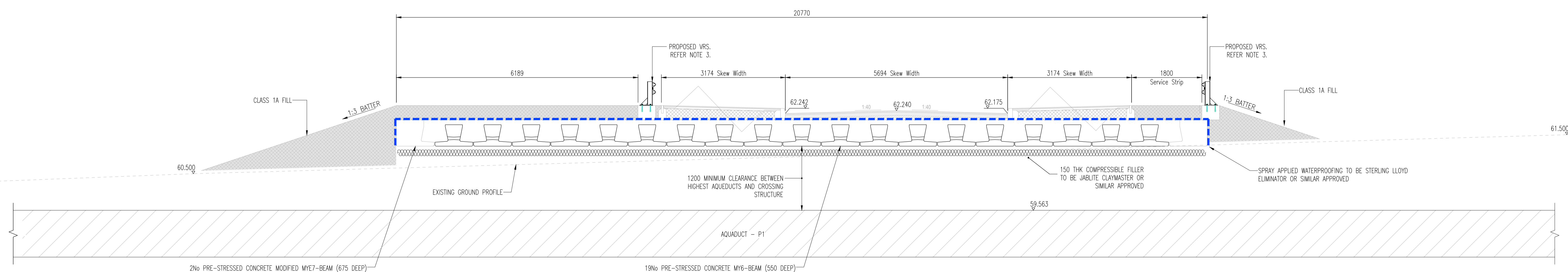


Section B Through Whalley Aqueduct Crossing
Scale 1:50



Section C Through Whalley Aqueduct Crossing
Scale 1:50



Section D Through Whalley Aqueduct Crossing
Scale 1:50

NOTES

- See drawing 001 for all general notes.
- To be read in conjunction with all drawings listed on drawing 001
- VRS to be N2 W4 and requirement to be reviewed on site following construction of bridge.
- All fill to be to in accordance with Table 6/1 of SHW Series 600, compacted in accordance with Table 6/4.

APPROVAL

REV	DESCRIPTION	BY	CHK	APP	DATE
B01	DETAILED DESIGN	KB	NC	JL	25.06.21

HBPW
CONSULTING ENGINEERS

43 BRIDGEGATE
RET FORD
NOTTINGHAMSHIRE
DN22 7UX
TEL (01777) 869896
www.hbpw.co.uk

HBPW PROJECT NUMBER:
SL07119

PROJECT:
Whalley Aqueduct Crossing

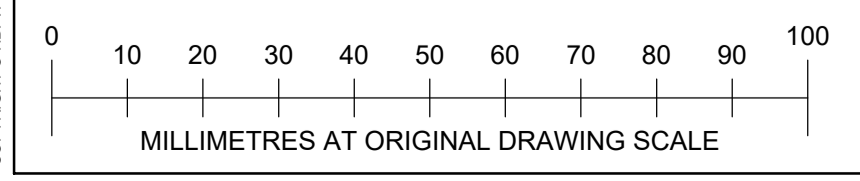
CLIENT:
LOVELLS

CONTRACTOR:
LOVELLS

DRAWING:
Proposed Sections

PROJECT ENGINEER: J.Livesey	DRAWN: W.Withers
CHECKED: N.Chia	APPROVED: J.Livesey
DATE: 25.06.2021	SCALE: As Shown
SIZE: A1	SUITABILITY: -
REVISION: B01	

DOCUMENT REFERENCE NUMBER:
7119-HBPW-DR-CIV-0101



COPYRIGHT © HBPW LLP (2019)