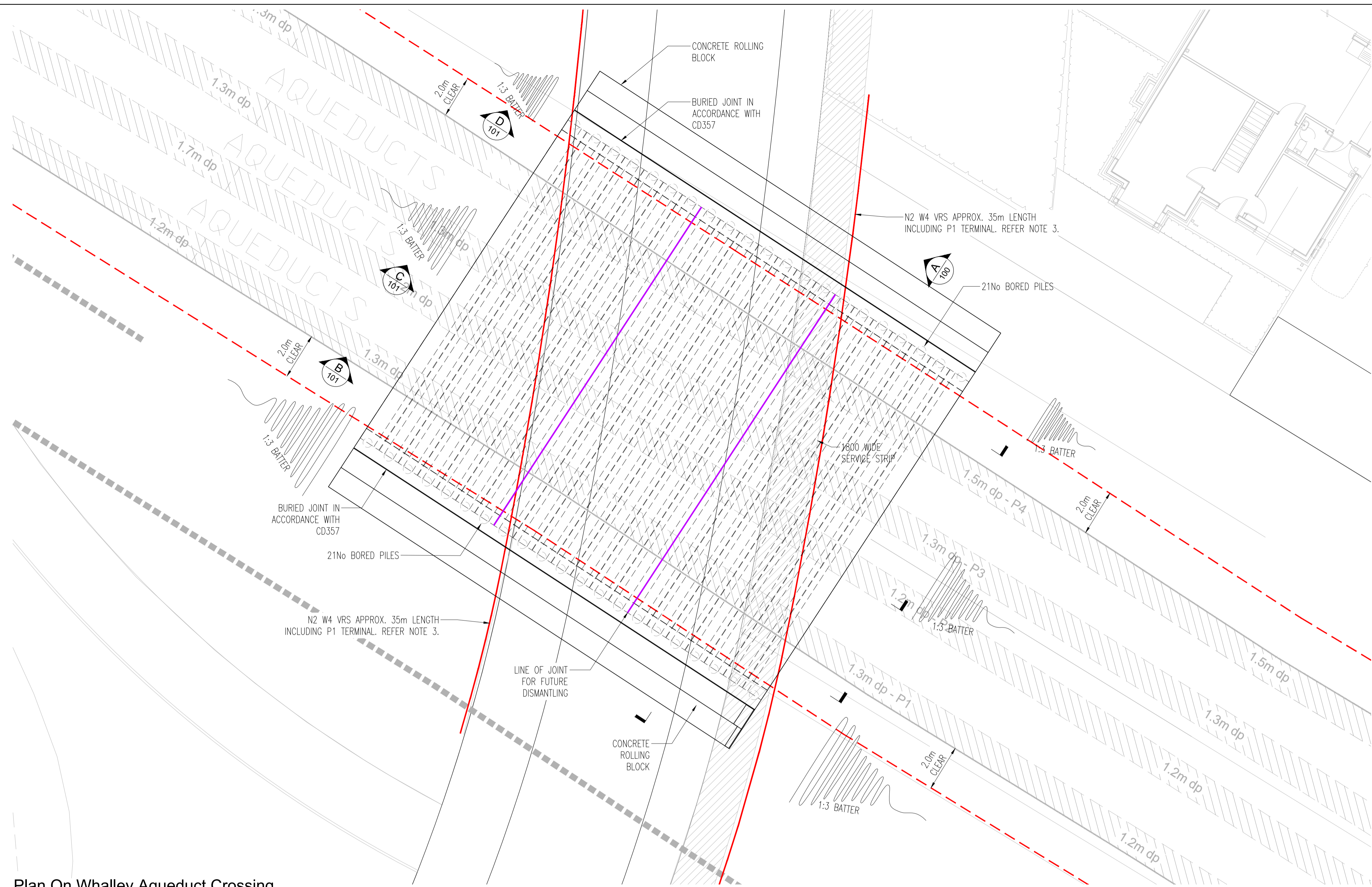


NOTES

1. See drawing 001 for all general notes.
2. To be read in conjunction with all drawings listed on drawing 001
3. VRS to be N2 W4 and requirement to be reviewed on site following construction of bridge.



Plan On Whalley Aqueduct Crossing
Scale 1:100

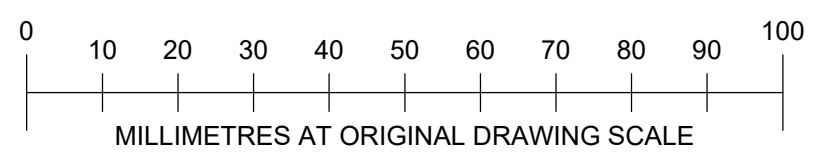
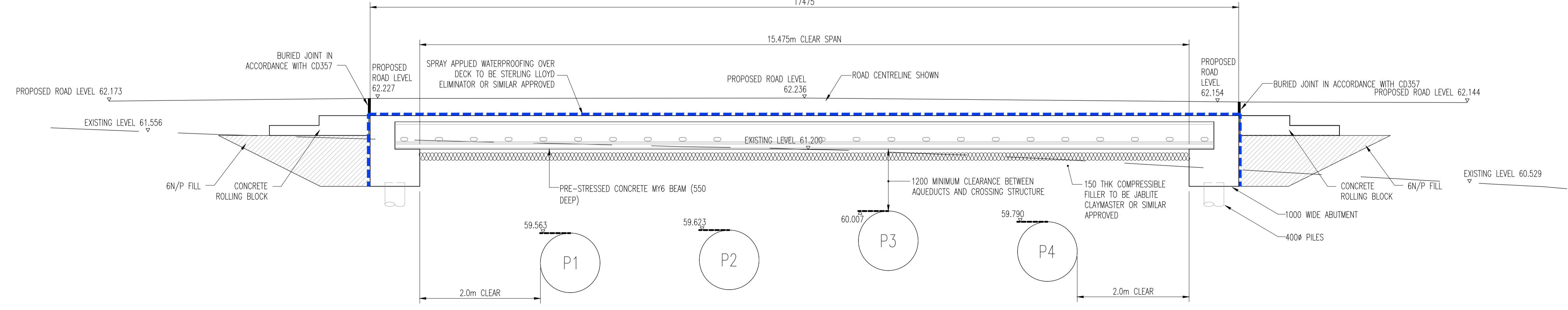
APPROVAL

REV	DESCRIPTION	BY	CHK	APP	DATE
B02	JOINTS FOR FUTURE DISMANTLING ADDED	KB	JL	JL	15/03/22
B01	DETAILED DESIGN	KB	NC	JL	25/08/21

HBPW CONSULTING ENGINEERS

43 BRIDGEGATE
RET FORD
NOTTINGHAMSHIRE
DN22 7UX
TEL. (01777) 869896
www.hbpw.co.uk

CLIENT:		LOVELLS			
CONTRACTOR:		LOVELLS			
HBPW PROJECT NUMBER:		SL07119			
PROJECT:		Whalley Aquaduct Crossing			
DRAWING:		Proposed Plan & Elevation			
PROJECT ENGINEER:	J.Livesey	DRAWN:	W.Withers		
CHECKED:	N.Chia	APPROVED:	J.Livesey		
DATE:	25.06.2021	SCALE:	As Shown	SIZE:	A1
DOCUMENT REFERENCE NUMBER:	7119-HBPW-DRG-ECV-0100				



Elevation A On Whalley Aqueduct Crossing
Scale 1:50