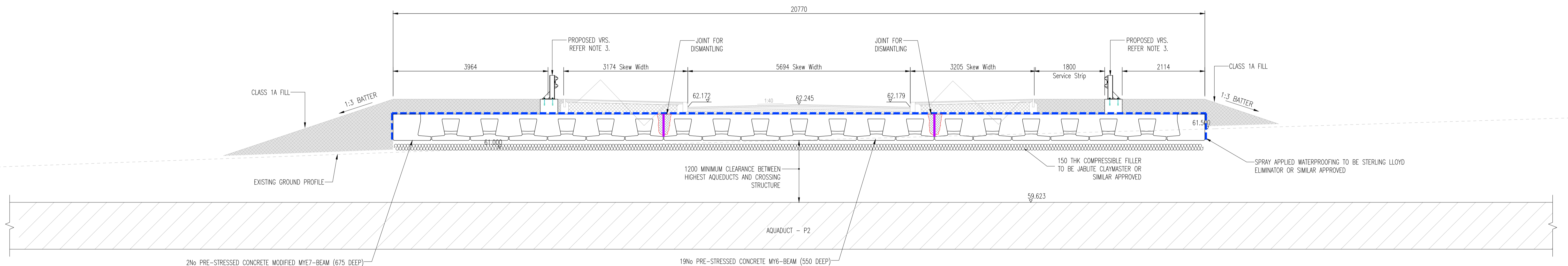


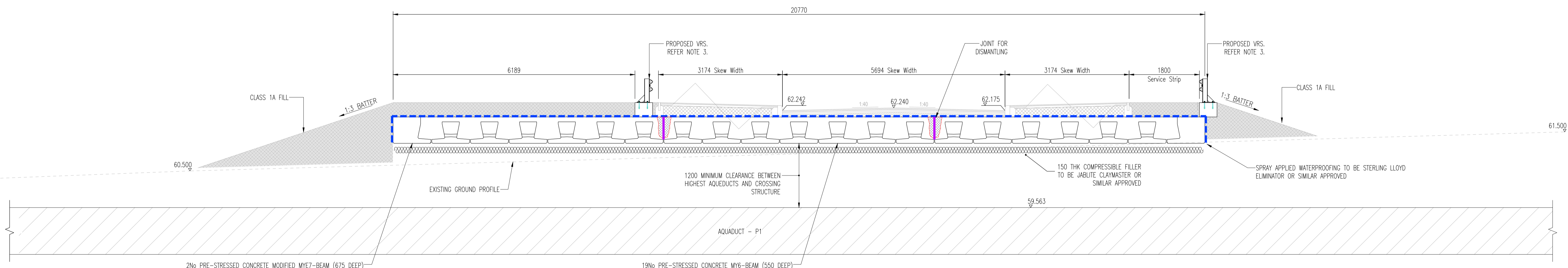
Section B Through Whalley Aqueduct Crossing

Scale 1:50



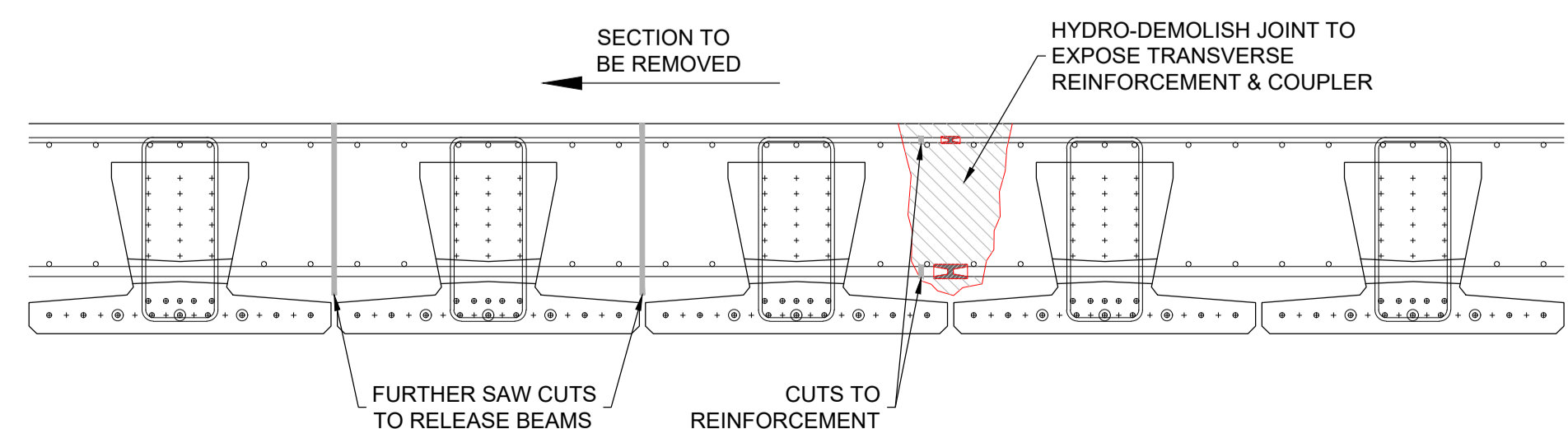
Section C Through Whalley Aqueduct Crossing

Scale 1:50



Section D Through Whalley Aqueduct Crossing

Scale 1:50



Detail showing Joints for Dismantling

Scale 1:20

NOTES

- See drawing 001 for all general notes.
- To be read in conjunction with all drawings listed on drawing 001
- VRS to be N2 W4 and requirement to be reviewed on site following construction of bridge.
- All fill to be to in accordance with Table 6/1 of SHW Series 600, compacted in accordance with Table 6/4.

APPROVAL

REV	DESCRIPTION	BY	CHK	APP	DATE
B02	JOINTS FOR FUTURE DISMANTLING ADDED	KB	JL	JL	15/03/22
B01	DETAILED DESIGN	KB	NC	JL	25/06/21

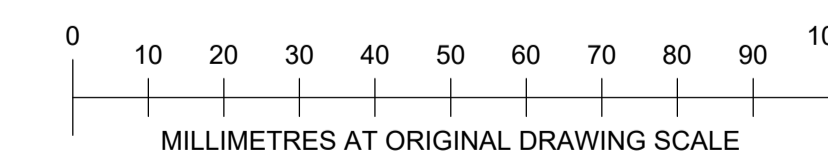
HBPW
CONSULTING ENGINEERS

43 BRIDGEGATE
RET FORD
NOTTINGHAMSHIRE
DN22 7UX
TEL (01777) 869896
www.hbpw.co.uk

CLIENT:
LOVELLS

CONTRACTOR:
LOVELLS

HBPW PROJECT NUMBER:
SL07119
PROJECT:
Whalley Aqueduct Crossing



Proposed Sections			
PROJECT ENGINEER: J.Livesey	DRAWN: W.Withers		
CHECKED: N.Chia	APPROVED: J.Livesey		
DATE: 25.06.2021	SCALE: As Shown	SIZE: A1	SUITABILITY: -
REVISION: B02			
DOCUMENT REFERENCE NUMBER: 7119-HBPW-DR-CIV-0101			