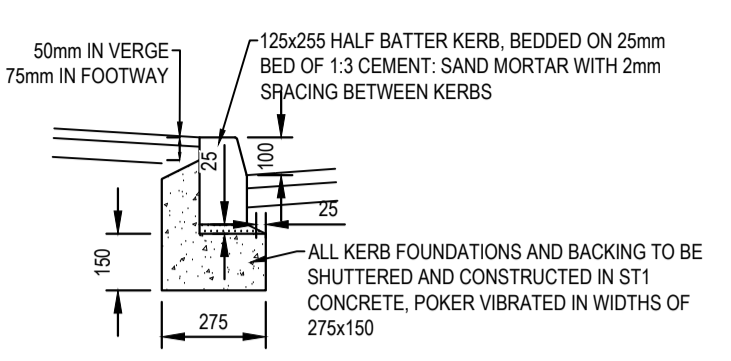


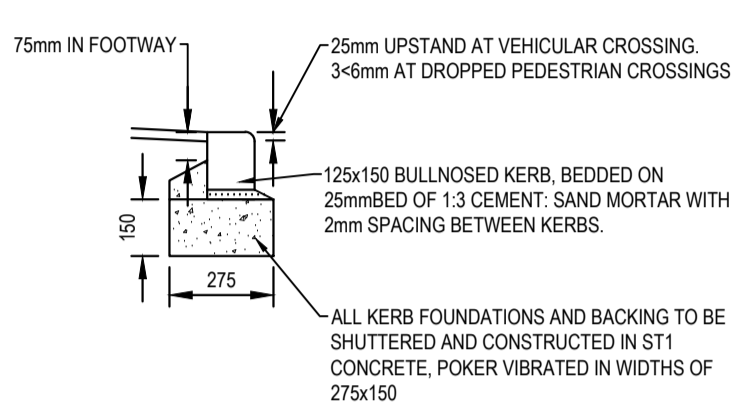
NOTE: THE UPPER 450mm OF CONSTRUCTION SHALL CONSIST ENTIRELY OF FROST RESISTANT MATERIAL.

ADOPTABLE HIGHWAY CONSTRUCTION DETAIL

NOTE: HOT APPLIED BONDING COAT BETWEEN ALL FLEXIBLE LAYERS

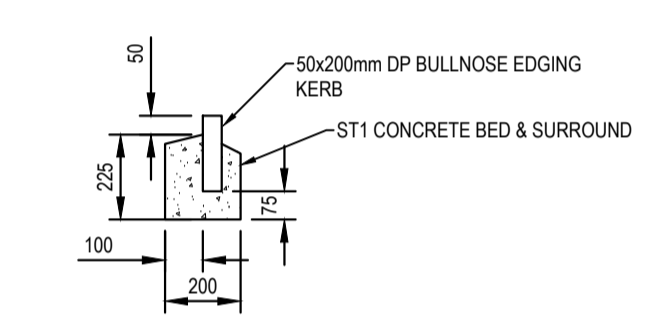


125x255mm HALF BATTERED KERB - TYPE HB2



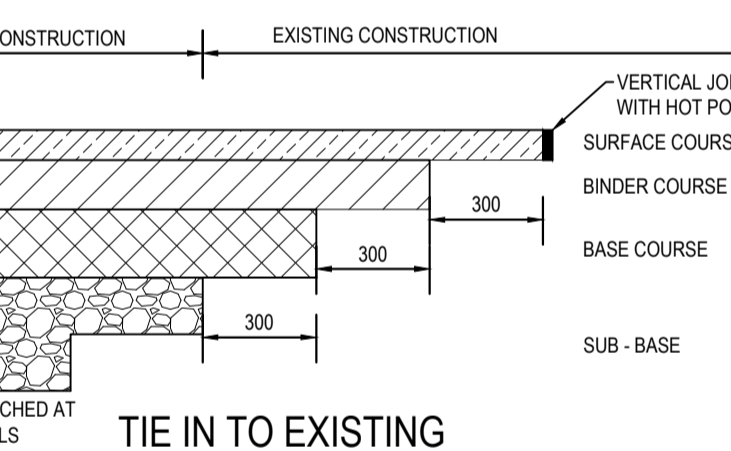
DROPPED KERB TYPE BN

ALL PRECAST CONCRETE KERBS, CHANNELS AND EDGINGS SHALL BE TO BS EN 1339 IN PRESSED CONCRETE WITH THE COARSE AGGREGATE HAVING A 10% FINES VALUE NOT LESS THAN 120µm



FLUSH 50x200mm EDGING FLAT KERB

NOTE: WHEN THE SUB-GRADE IS PARTICULARLY WEAK THE ENGINEER MAY REQUIRE EITHER THE SUB-BASE THICKNESS TO BE INCREASED OR, IF THE FORMATION IS IN A POORLY DRAINED FINE GRANULAR SOIL (E.G. SILT OR SILTY FINE SAND), A FABRIC FILTER SHEET TO BE LAID ON THE FORMATION PRIOR TO PLACING THE INITIAL LAYER OF CAPPING MATERIAL.



TIE IN TO EXISTING CARRIAGEWAY

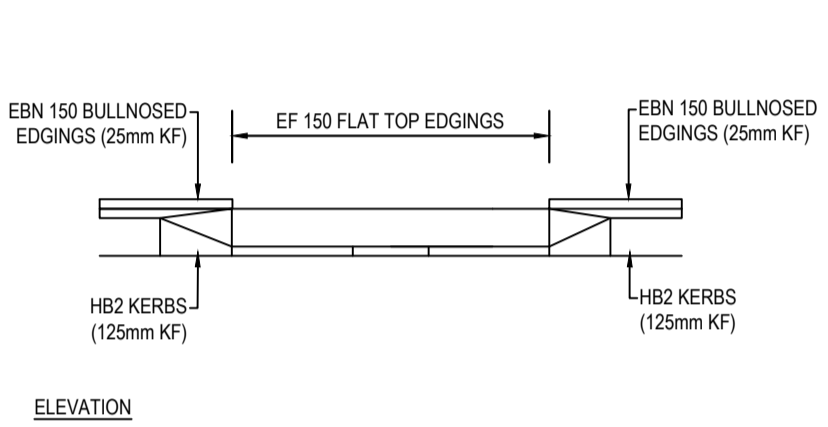
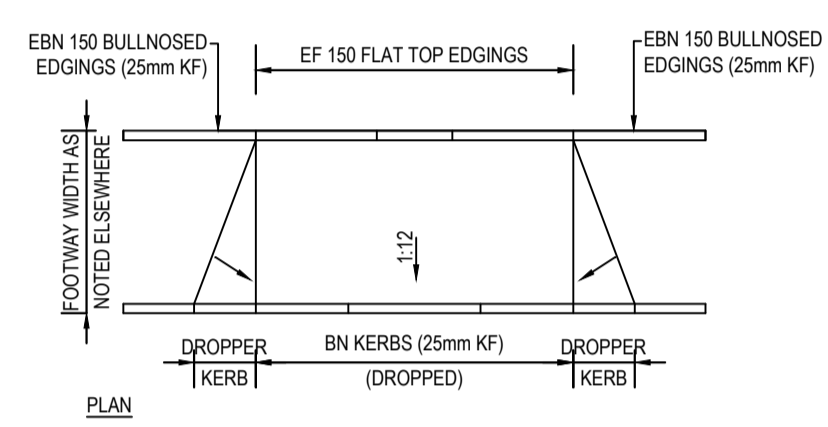
NOTE: EXTENT AND METHOD OF TIE-IN TO EXISTING CARRIAGEWAY TO BE VERIFIED AND AGREED ON SITE WITH SANDWELL MBC CLERK OF WORKS PRIOR TO ANY CONSTRUCTION ON SITE.

IN LINE PEDESTRIAN CROSSING NOTES

- TACTILE PAVING FLAGS TO BE LAID IN ACCORDANCE WITH DETR PUBLICATION, 'GUIDANCE ON THE USE OF TACTILE PAVING SURFACES'
- ANY MAKE UP IN PAVED CONSTRUCTION FOOTWAYS TO BE IN CUT FLAGS SAVED FROM EXISTING FOOTWAY. CONCRETE INFILL ONLY TO BE USED WITH THE INSTRUCTION OF SITE ENGINEER
- CONCRETE INFILL ONLY TO BE USED WITH THE INSTRUCTION OF THE LOCAL AUTHORITY HIGHWAYS INSPECTORS
- DROP CROSSINGS TO ALIGN WITH CROSSING ON THE OPPOSITE SIDE OF ROAD. BLUSTERS ON TACTILE PAVING MUST ALIGN WITH BLUSTERS ON PAVORS ON OPPOSITE SIDE OF ROAD
- FOR KERBS ADJACENT A WATER CARRYING CHANNEL UPSTAND SHOULD BE 6mm ABSOLUTE MAXIMUM DESIRABLE 0mm
- PROPRIETARY APPROVED 'STICK ON' BLUSTER TILES TO BE USED WHERE APPROPRIATE ON SERVICE BOXES AFTER RE-BEDDING OF COVER AND FRAME ALLOWING FOR THE THICKNESS OF TILE

ADDITIONAL NOTES FOR KERB DETAILS

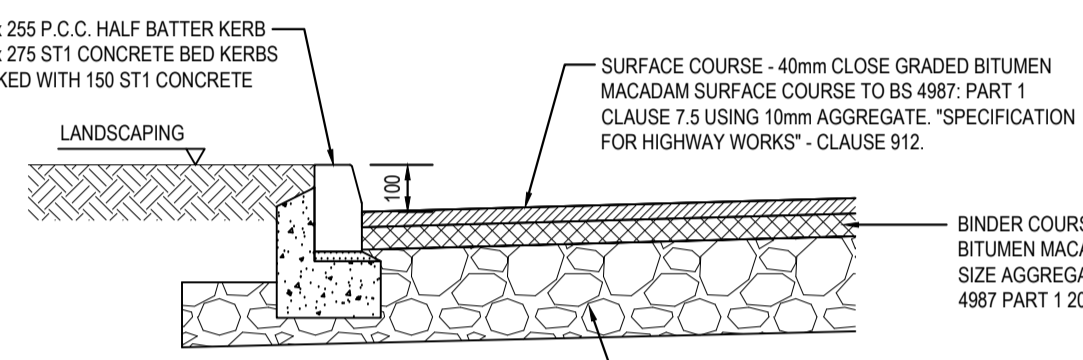
- KERBS ARE TO BE PRECAST TO BS 7263: 1994.
- TRANSITION KERBS ARE TO BE USED AT ALL CHANGES OF KERB TYPE.
- CONCRETE BED AND HAUNCHING TO BE IN ACCORDANCE WITH SPECIFICATION CLAUSE 2602 (MIX ST4)
- CONCRETE BED IS TO REST ON OR WITHIN SUB-BASE LAYER OR ON ADDITIONAL CONCRETE, MEASURED SEPARATELY TO ALLOW IT TO REST ON SUB-BASE. SUB-BASE IS TO PROTRUDE 500mm FROM FACE OF KERB, BEHIND KERB AND IS TO HAVE A MINIMUM THICKNESS OF 100mm WHERE SUB-BASE IS TO BE DRAINED OR AN APPROVED METHOD OF DRAINAGE PROVIDED. (WITHOUT AN AGREEMENT, ALL EXISTING KERB RACE TO BE EXCAVATED)
- KERBS SHALL BE LAID ON CLASS 1 MORTAR LAID ON BED IN ACCORDANCE WITH CLAUSE 2402 AND HAVING A MINIMUM THICKNESS OF 10mm AND A MAXIMUM THICKNESS OF 40mm. ALL KERBS TO BE LAID ON MORTAR BED AS PER DRAWN KERB DETAILS.
- DOWEL BARS ARE SPECIFIED WHEN SMALL ELEMENT EDGING IS USED. THEY ARE TO BE BEDDED AT 500mm CENTERS.
- IF HALF BATTERED KERBS ARE USED IN CONJUNCTION WITH 'SAFETICURE' TYPE HB2 HALF BATTERED KERBS, KERB FACE IS TO BE REDUCED TO 100mm TO SUIT.



VEHICULAR CROSSING

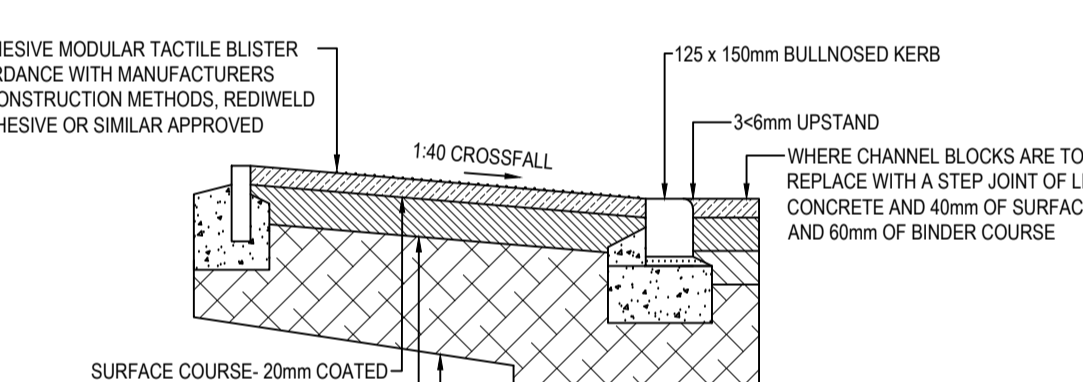
NOTE: FOOTWAY CAMBER OF 1:40 MUST ONLY BE USED WHERE THERE IS THE POSSIBILITY OF VEHICLES GROUNDING WITH PRIVATE BACKFALL. APPROVAL MUST BE OBTAINED FROM HIGHWAYS ENGINEER. THE 1:40 FOOTWAY CROSSFALL SHOULD MAINTAINED THROUGH THE VEHICULAR CROSSING POINTS AND THE REAR EDGING KERB ADJUSTED ACCORDINGLY.

EXISTING FLAT KERB TO NEW KERB TRANSITIONS TO BE AGREED ON SITE WITH SANDWELL MBC CLERK OF WORKS



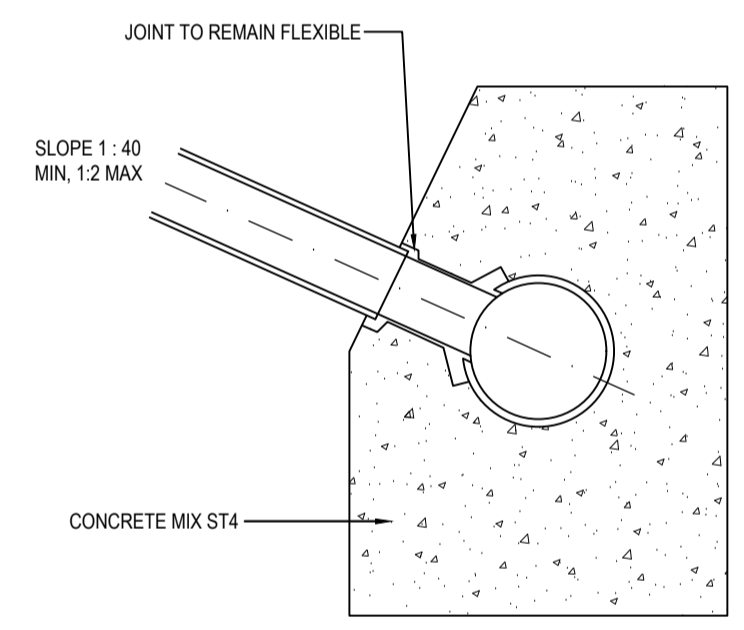
PRIVATE ROAD & CAR PARK SPECIFICATION

REFER TO CAPPING TABLE FOR DEPTH REQUIREMENTS OF 6F2 CAPPING LAYER DEPENDENT ON CBR RESULTS

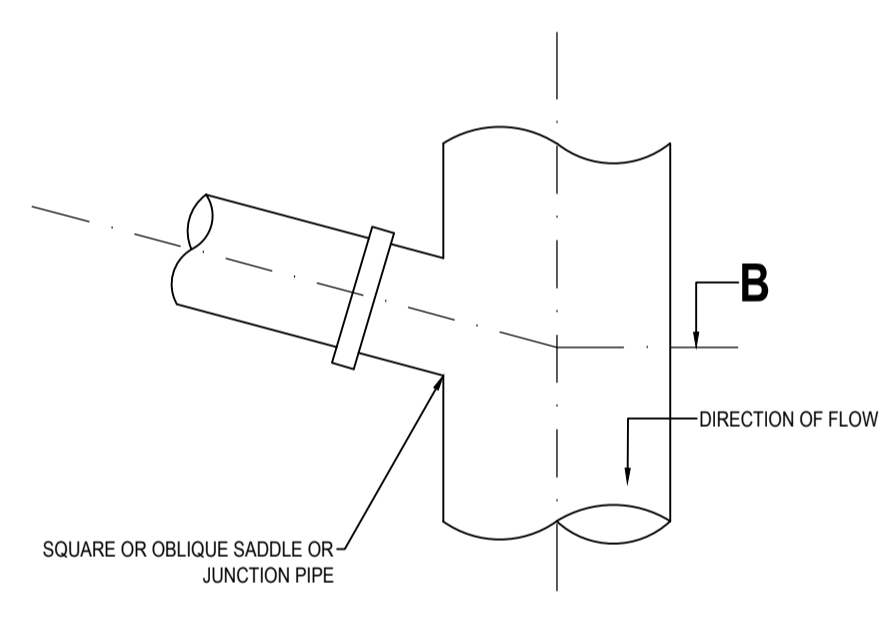


TYPICAL SECTION AT TACTILE PAVING

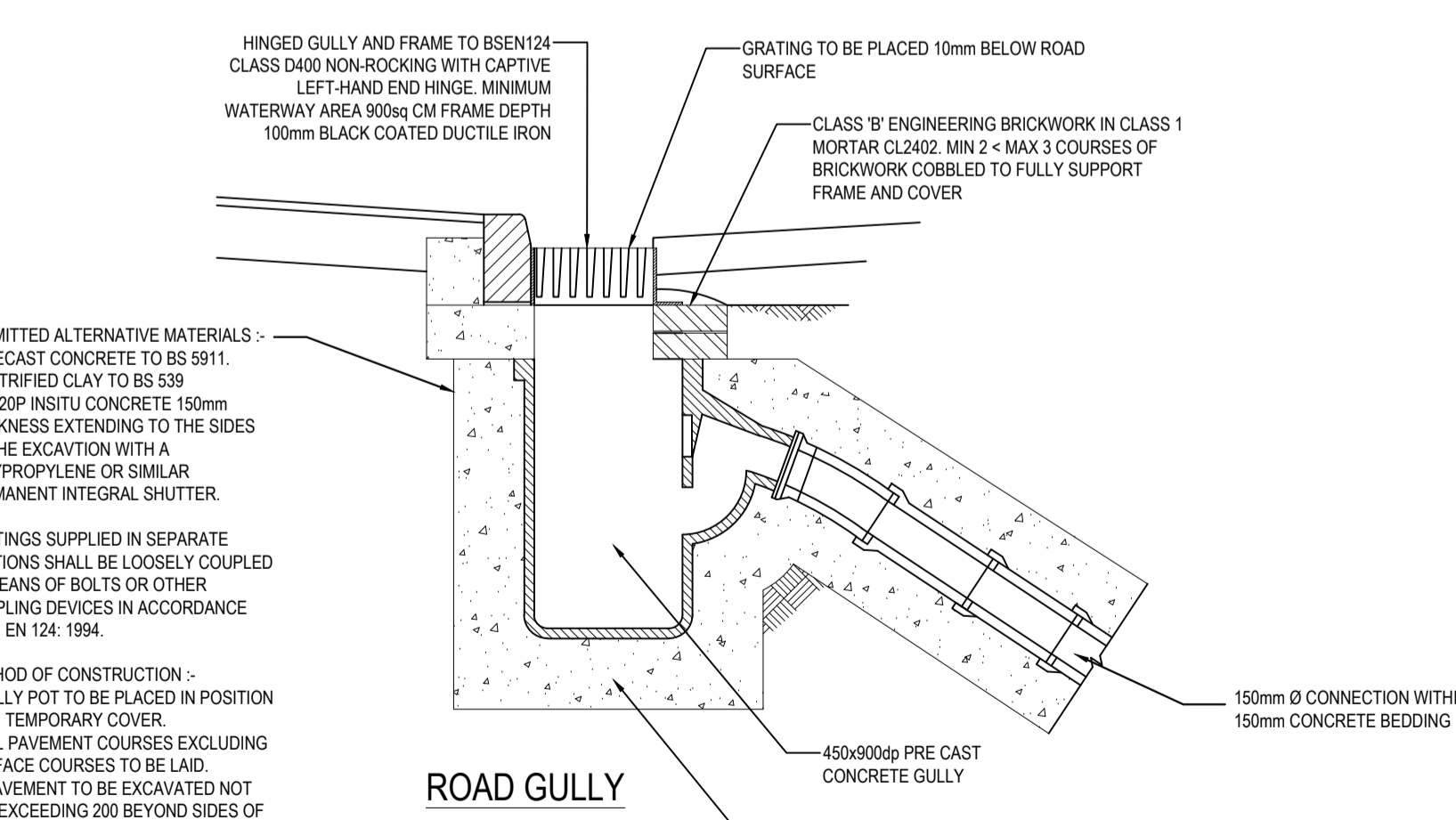
NOTE: 1. ALL KERB FOUNDATIONS AND BACKING TO BE SHUTTERED AND CONSTRUCTED IN ST4 CONCRETE, POKER VIBRATED IN WIDTHS OF 375 x 150mm. ST4 MIN 30mm SLUMP CONCRETE FOUNDATIONS AND HAUNCH



FOR CONNECTIONS TO PIPES LESS THAN 500mm DIA USING A SADDLE



CONNECTION TO SIDE OF SEWER



ROAD GULLY

- PERMITTED ALTERNATIVE MATERIALS -
  - PRECAST CONCRETE TO BS 5911.
  - VITRIFIED CLAY TO BS 5911.
  - C20P INSITU CONCRETE 150mm THICKNESS EXTENDING TO THE SIDES OF THE EXCAVATION WITH A POLYPROPYLENE OR SIMILAR PERMANENT INTEGRAL SHUTTER.
- GRATINGS SUPPLIED IN SEPARATE SECTIONS SHALL BE LOOSELY COUPLED BY MEANS OF BOLTS OR OTHER COUPLING DEVICES IN ACCORDANCE WITH EN 124: 1994.
- METHOD OF CONSTRUCTION -
  - GULLY POT TO BE PLACED IN POSITION WITH TEMPORARY COVER.
  - ALL PAVEMENT COURSES EXCLUDING SURFACE COURSES TO BE LAID.
  - PAVEMENT TO BE EXCAVATED NOT NOT EXCEEDING 200 BEYOND SIDES OF GULLY TO ALLOW GRATING AND FRAME TO BE FIXED.
  - EXCAVATION TO BE BACKFILLED WITH CLASS C20P CONCRETE TO UNDERSIDE OF BINDER COURSE.

GENERAL NOTES

- ALL DIMENSIONS ARE IN MILLIMETRES UNLESS OTHERWISE SHOWN.
- ALL HIGHWAY WORKS SHALL BE IN ACCORDANCE WITH THE LOCAL COUNCIL'S REQUIREMENTS
- ALL SERVICES STRIPS SHALL BE MAINTAINED FREE OF ALL PLANTING.
- PATHS CROSSING SERVICE STRIPS SHALL BE CONSTRUCTED AS THE FOOTWAY DETAIL.
- FINAL DETAIL OF TIE-IN TO EXISTING ROAD SHALL BE AGREED ON SITE
- CAPPING LAYER THICKNESS TO THE LOWEST CBR AS PER SPECIFICATION FOR HIGHWAY WORKS

CBR Value	Min 450mm Frost Susceptibility (see clause 4.68)			
	Access Road 250mm (Bituminous layer thickness)		Access Way (200mm Bituminous layer thickness)	
	Capping	Sub Base	Capping	Sub Base
Less than 2%	580	200	500	250
2%	400	200	350	250
3%	300	200	250	350
4%	250	200	200	300
5% to 15%	200	200	200	250
More than 15%		200	250	150

CONSTRUCTION LAYER	THICKNESS OF LAYER (mm)		
	CATEGORY 1	CATEGORY 2	CATEGORY 3
SURFACE COURSE	45 (HRASC)	40	40
BINDER COURSE	70	70	70
BASE (ROADBASE)	70	100	130
SUB-BASE & CAPPING			
SUB-GRADE I COMPACT, NON PLASTIC, GRANULAR SOIL, E.G. GRAVEL SANDS AND WEATHERED ROCK WITH A CBR OF GREATER THAN 8%	300mm OF TYPE 1 SUB-BASE		
SUB-GRADE II FIRM COHESIVE SOILS E.G. FIRM SANDY OR SILTY CLAYS WITH A CBR BETWEEN 2% AND 8%	150mm OF TYPE 1 SUB-BASE OVER 400mm OF 6F2 CAPPING		
SUB-GRADE III POORLY DRAINED FINE GRANULAR OR SOFT COHESIVE SOILS, E.G. HEAVY PLASTIC CLAYS, WET SILTY FINE SANDS WITH A CBR LESS THAN 2%	150mm OF TYPE 1 SUB-BASE OVER 600mm OF 6F2 CAPPING		

ALL WORKS TO BE IN ACCORDANCE WITH LANCSHIRE COUNTY COUNCIL STANDARD DETAILS AND AS AGREED WITH THE APPOINTED REPRESENTATIVE

ALL DRAINAGE IS TO BE DESIGNED AND CONSTRUCTED IN ACCORDANCE WITH UNITED UTILITIES PLC 'A DEVELOPERS GUIDE TO WASTEWATER ADOPTIONS' AND 'SEWERS FOR ADOPTION 6TH EDITION' - (MARCH 2006)

ALL ADOPTABLE MAIN DRAINAGE IS TO BE SUBJECT TO A SECTION 104 AGREEMENT BETWEEN THE DEVELOPER AND UNITED UTILITIES

SUBJECT TO S278 AGREEMENT

PO1	26-10-2022	PLANNING ISSUE	RB	RG	MG
REV	DATE	DESCRIPTION	BY	CHK	APP

DRAWING STATUS: **PLANNING**

CLIENT: **OAKMERE HOMES LTD**

ARCHITECT: -

PROJECT: **NEW HOUSING DEVELOPMENT ACCRINGTON ROAD WHALLEY**

TITLE: **S278 HIGHWAYS DETAILS SHEET 1**

STATUS	PROJECT No.	ORIGINATOR	PHASE	LEVEL	TYPE	ROLE	DRAWING No.	REV.
S2	21315	-GAD-	ZZ	00	SK	C	1631	P01

SCALE @ A1:	DESIGNED:	DRAWN:	CHECKED:	APPROVED:	DATE:
1:20	RB	RG	MG	MG	NOV 21

**M & P Gadsden** Consulting Engineers Ltd

Unit 20  
Meetings Industrial Estate  
Park Road, LA14 4TL  
Tel: 01229 813333  
www.mpg-consulting.co.uk