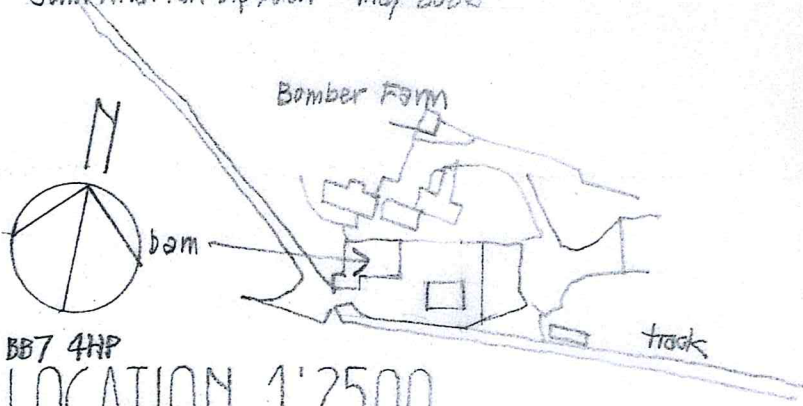


BUMBER BARN GISBURN

John Whorton Dip Arch May 2026

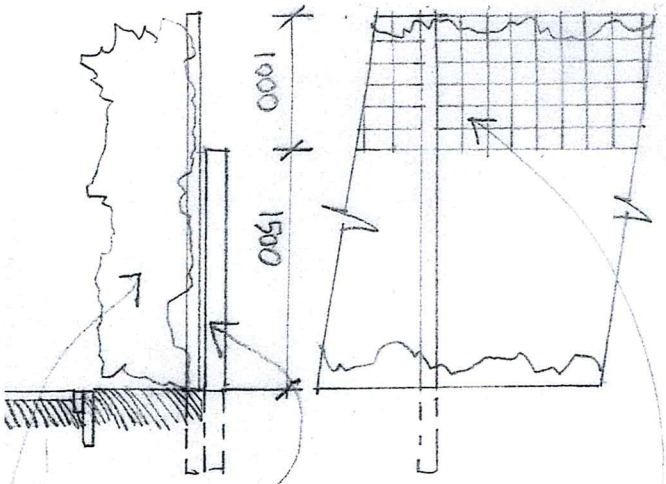


BB7 4HP

LOCATION 1:2500

detail A
section 1:50

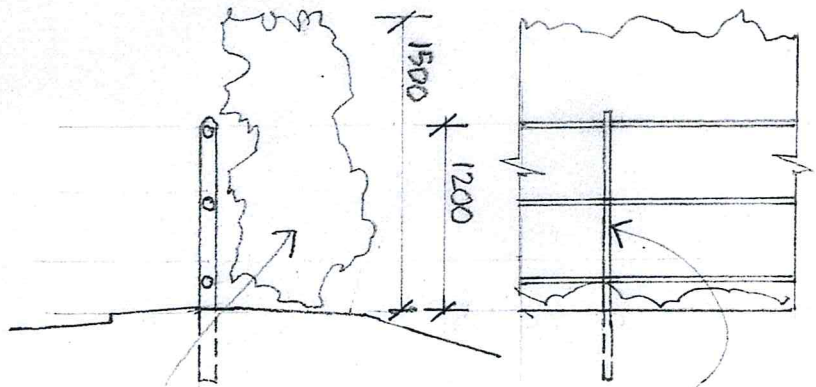
elevation 1:50



ex precast conc panels cut to 1500 high wall
new larch posts + trellis on south side of wall
new beech hedge south of wall on 300 soil bed
300mm topsoil bed 1 metre wide, treated SW bottom edge trim

detail B
section 1:50

elevation 1:50



50x10 steel flats @ 2.0m ccs } all welded-up
25mm Ø steel tube rails } black glass paint
mixed white + red hawthorn hedge
fence line — x — x on plan

existing land drain, new connection

new KLARGESTER AFI sewage treatment plant
underground

ex conc panel wall lowered, new trellis + beech hedge
detail A

