






# Bat Conservation Trust










Below is a list of bat related products that may be used for bat enhancement. However, please be aware that BCT does not endorse any particular product or brand as very little evidence is available to demonstrate that they are successful.

Bat Boxes	In situ	Description	Company	Estimated price
<b>For external surfaces of buildings:</b>				
		<b>Schwegler 1 WQ Summer &amp; Winter Roost</b>  Dimensions: 580 H x 380 W x 120 D Weight: 22Kgs	<a href="#">Alana Ecology</a> <a href="#">Jacobi Jayne</a> <a href="#">The Code Store</a>	£90 to £139
		<b>Schwegler 1 FQ Bat Roost</b>  Dimensions: 600H x 350W x 90D mm Weight: 15.8 Kgs	<a href="#">Alana Ecology</a> <a href="#">Jacobi Jayne</a> <a href="#">NHBS</a> <a href="#">The Code Store</a>	£70 to £90
	Internal or external 	<b>1 Schwegler FE Bat Access Panel</b> with optional back plate  External Dimensions: H 30 x W 30 x D 8 cm Weight: 7.8 kg	<a href="#">Alana Ecology</a> <a href="#">Jacobi Jayne</a> <a href="#">NHBS</a> <a href="#">The Code Store</a>	£38 to £49
<b>To integrate into walls:</b>				
HABIBAT ACCESS BOX 001    	Can be built with timber, brick or stone facing to match walls.  *BCT is using the Habibat as a research and monitoring tool.	<b>Habibat</b>  Dimensions: 215 x 215 mm Or 215 x 290 mm	<a href="#">Habibat</a> <a href="#">NHBS</a>	£82.50 to £129




# Bat Conservation Trust



		<p><b>Schwegler 1FR Bat Tube</b></p> <p>Dimensions: H 475 x W 200 x D 125 mm Entrance W 150 x D 20mm Weight: 9.5kg</p>	<p><a href="#">Alana Ecology</a> <a href="#">Jacobi Jayne</a> <a href="#">NHBS</a></p>	<p>£72 to £75</p>
		<p><b>Schwegler 2FR Bat Tube</b></p> <p>The 2FR bat box is based on the same design as the 1FR, but with the addition of holes in the sides. This allows multiple tubes to be placed next to each other to form a much larger bat roost.</p>	<p><a href="#">Alana Ecology</a> <a href="#">Jacobi Jayne</a> <a href="#">NHBS</a></p>	<p>£72 to £76</p>
		<p><b>Ibstock enclosed bat box</b></p>	<p><a href="#">Ibstock</a></p>	
<b>For trees:</b>				
	<p>Trees or flat surfaces</p>	<p><b>Schwegler 1FF Bat Box</b></p> <p>Dimensions: 430H x 270W x 140D mm. Entrance hole: 120 x 240mm</p>	<p><a href="#">Alana Ecology</a> <a href="#">Jacobi Jayne</a> <a href="#">NHBS</a></p>	<p>£56 to £60</p>
	<p>Trees</p>	<p><b>Schwegler 2F Bat Box (General Purpose)</b> Woodcrete 33cm H x diameter 16cm Note: location of access hole means that box is not self-cleaning.</p>	<p><a href="#">Alana Ecology</a> <a href="#">NHBS</a></p>	<p>£27.95</p>




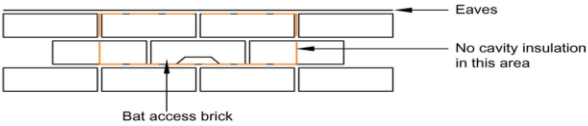



# Bat Conservation Trust



	Trees	<p><b>Schwegler 2FN Bat Box</b></p> <p>The 2FN Bat Box has two entrances - one at the front and one at the rear against the tree. It has a domed roof to form clusters and an increased internal height.</p> <p>36cm H x diameter 16cm 4.3kg</p>	<p><a href="#">NHBS</a> <a href="#">Nature Counters</a></p>	£34.95
	Trees	<p><b>Schwegler 1FD Bat Box</b></p> <p>The 1FD is a large general purpose bat box. Effectively it is a larger version of the Schwegler 2F bat box, with the addition of two roughened wood panels inside the box which simulate crevices.</p> <p>Note: location of access hole means that box is not self-cleaning.</p>	<p><a href="#">Alana Ecology</a> <a href="#">NHBS</a></p>	£49 to £55
<b>Wooden bat boxes</b>				
	Fitted to walls, other flat surfaces or trees	<p><b>Kent Bat Box</b></p> <p>Materials to be made from untreated rough-sawn timbers. Timber should be 20mm thick.</p> <p>The box should be rainproof and draught-free. Crevices can be between 15 &amp; 25mm wide</p>	Self constructed. Instructions from BCT.	

# Bat Conservation Trust



Access tiles or bricks	In situ	Description	Company	Estimated price
		<b>Tudor Bat access tile set</b>	<a href="#">Tudor Clay Roof Tiles</a>	
		Ventilation tiles that can be adapted for bat access	<a href="#">Aspect Roofing</a>	
		<b>Bat access brick</b>	Tamworth Property Services t) 01827 310475 chris@bat-survey.co.uk	
		<b>Ibstock bat roost entrance arch brick</b>	<a href="#">Ibstock</a>	
		<b>Bat access slate</b>	<a href="#">JD Products</a> <a href="#">Owens Slate Service</a> <a href="#">Summit Slate</a>	<b>£40-80</b>
		<b>Habibat Roof Access Tile</b>	<a href="#">Dreadnought Tiles</a> <a href="#">Habibat</a>	

# Bat Conservation Trust



## **Positioning considerations:**

### **Aspect**

Temperature is known to be the major factor influencing successful uptake of artificial roost by bats. In general, bats seek warm spaces to help them with rearing young. For this reason, bat boxes should be located where they will receive the maximum amount of sunlight. In the northern hemisphere this will be the southerly aspects/orientation (south, south-west and south-east). However, it is helpful to install bat boxes in more than one aspect to allow a choice of roosting conditions. Bat boxes located on a shady side will remain cooler and will be more suitable for use during the hibernation period (winter) or by male bats all year round.

### **Height**

Position the bat boxes a minimum of 2 meters above ground. Avoid placement above windows, doors and wall climbing plants, thereby reducing the likelihood of predation by cats. A position near the eaves or gable apex of the property would be preferable.

### **Other considerations**

To make the bat box a potential roost for a wider range of bat species, it is helpful to consider whether there is nearby linear vegetation features such as hedges. This is because some bat species use these features for navigation between their roosting site and feeding ground and to avoid flying in open and exposed areas.

## **Resources:**

- Williams, C. 2010. *Biodiversity for low and zero carbon buildings: a technical guide for new build*. RIBA Publishing, UK
- Bat Conservation Trust, 2010. *Bats in Buildings*. Bats and the Built Environment Series: Volume 1.  
[http://www.bats.org.uk/publications\\_download.php/247/Bats\\_and\\_Buildings\\_finalDec\\_2010.pdf](http://www.bats.org.uk/publications_download.php/247/Bats_and_Buildings_finalDec_2010.pdf)
- BCT webpages: [http://www.bats.org.uk/pages/bats\\_and\\_buildings.html](http://www.bats.org.uk/pages/bats_and_buildings.html)

**Version 5: updated June 2012**