


I would like to put a strong objection to the re-opening of the Southern entrance to Shireburn Park for the following reasons. The entrance was closed to us in 2016 when the much larger entrance was opened. We were told by owner [REDACTED] that the Southern entrance was (tight and a hazard) see copy of letter to a resident. The traffic on Edisford Road has increased considerably in the last few years, there are a lot of HGV also using this road. Also the extra traffic for the holiday side of the park. The traffic on this road is travelling very fast as it is a 60mph road. To get into the southern entrance you have to cross over to the other side of the road to turn in, not ideal when there is traffic coming towards you. Should this application be approved it would cause a lot of problems for residents on Birch Drive, Ivy Drive and Laurel Drive are only narrow roads with some drives only accessed one way.

There are also large vehicles that come onto our site i.e. Septic tank & wheeler vehicles, Bin wagons and large delivery vehicles. I note [REDACTED] omitted to inform you that he intends to separate the Residential side from the Holiday side, hence the new road he put in without planning permission. The residents (Do Not) want to use the Southern entrance, it is dangerous.

Once again we had another car hit Stevens Bridge on the 20th April. This is the third time the bridge has been damaged which leads to the road being closed and we all have to travel through Waddington to get to Clitheroe.





[REDACTED]
Treasurer of the Residents Association

[REDACTED]
Shireburne Park

Edisford Road

Clitheroe

BB7 3LB

18th April 2016

Dear [REDACTED]

We are writing with reference to your letter (undated) which was sent registered post to our office on the 6th April 2016 entitled "SERIOUS Health and Safety Issues at Shireburne Park."

We would like to correct you on a number of matters.

Firstly your interpretation the old entrance to the park is to be used by emergency services for entry into the park is incorrect. I have confirmed this with the planning officer at Ribbles Valley Council. It is to be used for "emergency access to the site". For example, if a fallen tree made the new entrance inaccessible, the old entrance could be used. The reason for the old entrance not to be used is because it is very tight and a hazard. The ambulance and emergency services are to use the designated entrance to the park which is a mere 50 yards up the road. This entrance has a large entrance sign which is illuminated by an LED floodlight. We also have 8 led lights lighting up the entrance wall.

There are two maps on the caravan park which were commissioned two years ago (up until then there were no maps on display apart from in the office window) which are labelled with pitch numbers and road names. Upon reviewing these signs the RVBC was quite happy. We will, however, consider lighting these up with an overhead light. Each road does have a name against it, although not at the far end, so we will put up additional road signs.

You are quite right in pointing out that some properties do not have their number clearly shown, so please can the Residents Association ask all residents to ensure their properties are clearly labelled with their unit number. This is the responsibility of the unit owner not the Park. The random numbering is as a result of change over the years on the park. If you would like, each pitch can be re-numbered, as there will little change in the lay out over future years. Perhaps you would like to confer with the residents and get back to me as this may cause them some inconvenience.

You are well aware of the new pathways installed by the park along the pedestrianised areas of Fern Walk and Chestnut Way (and indeed we had a thank you letter from the chairman of the Residents Association, [REDACTED] so I am not sure what you mean by "there are no pathways ". This area is well lit up. We have had no requests for additional lighting from residents apart [REDACTED] We have however had a review of lighting around the park and have picked out a couple of areas where we shall place additional bollard lighting. (I will pass on the information to you from the Forest of Bowland Organisation "Dark skies at night" by email, which does ask residents in the Ribble Valley not to go overboard with lighting).

Although you comment our roadways are narrow they are in accordance with our site licence.

[REDACTED] was contacted by [REDACTED] 15-30 minutes before the "meeting" was due to commence. The meeting we understood was being held to talk about the generally slow response to the emergency call-out to [REDACTED] it was not for us to come and sit in [REDACTED] throughout the meeting. [REDACTED] told [REDACTED] that he would be in the office to meet the North West Ambulance's Operations manager if he needed to speak with us. No-one came to the office. [REDACTED]

We will be contacting [REDACTED] for his views, and I will ask him if it was suggested to him that he come to the park office to speak with us. We have had no contact from him following his visit. The ambulance service and fire departments have been given maps of the park on numerous occasions. We will be following up from this incident to ensure correct entrance is used and that maps of the park are circulated, and any other feedback.

Kind regards






26 April 2022

Ribble Valley Borough Council
Church Walk
Clitheroe
BB7 2RA


For the Attention of Laura Eastwood
Planning Department

Dear Ms Eastwood

Re: Re-Opening of the Bottom Entrance into Shireburne Park Caravan Park
Application No. 3/2022/0218


We have recently been informed by  (Owner of Shireburne Park Caravan Park) that they are looking into the possibility of re-opening the bottom entrance (known as the old entrance), for access only.

This was discussed in great detail at our recent AGM Meeting held on the 6 April 2022, when members voted unanimously to object to the opening of this entrance.

 informs us that this will ultimately have to be decided by Ribble Valley Council, therefore, we are lodging our objections to the opening of this entrance.

Look forward to hearing from you in due course.

Yours Sincerely



Shireburne Caravan Park

