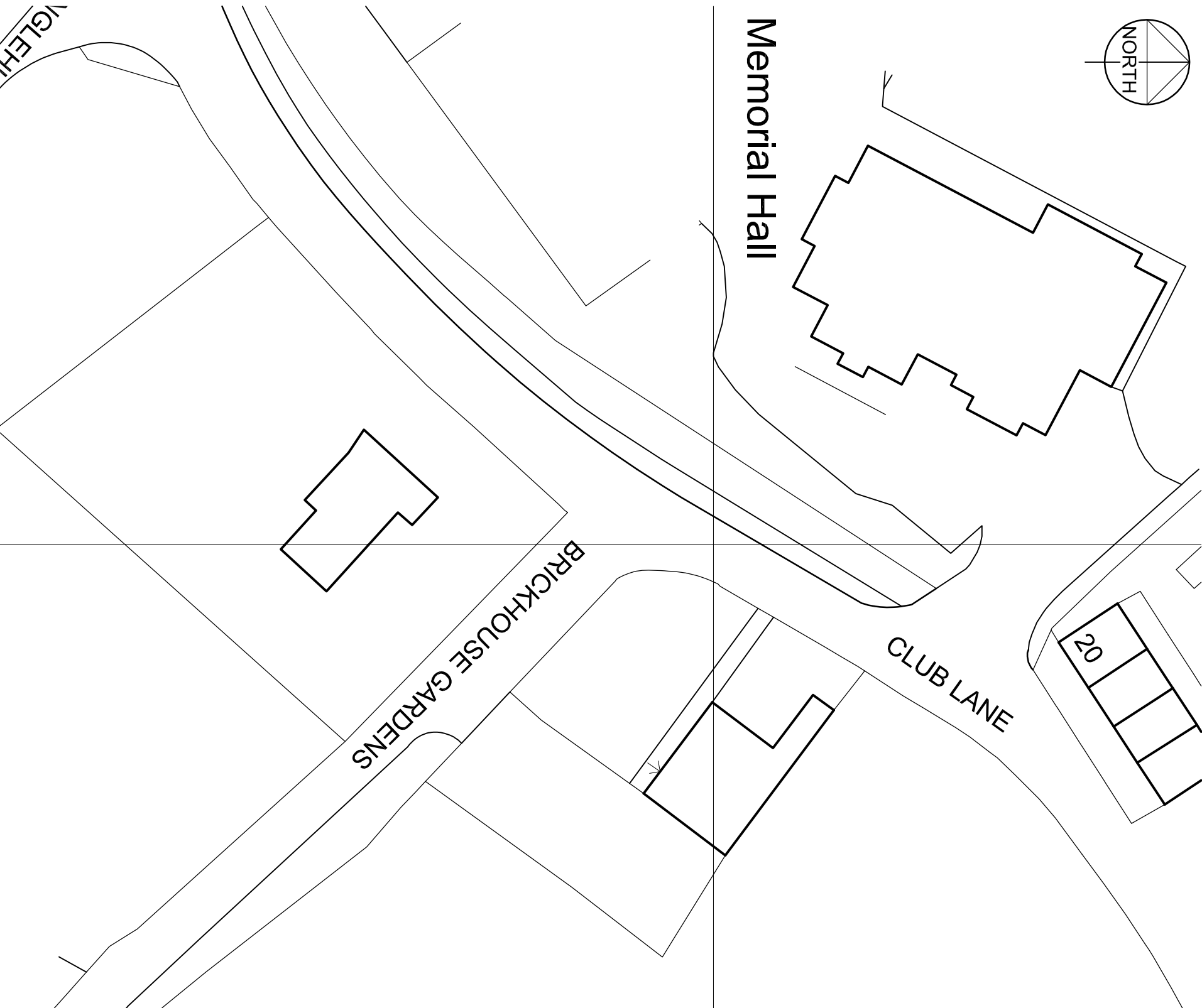


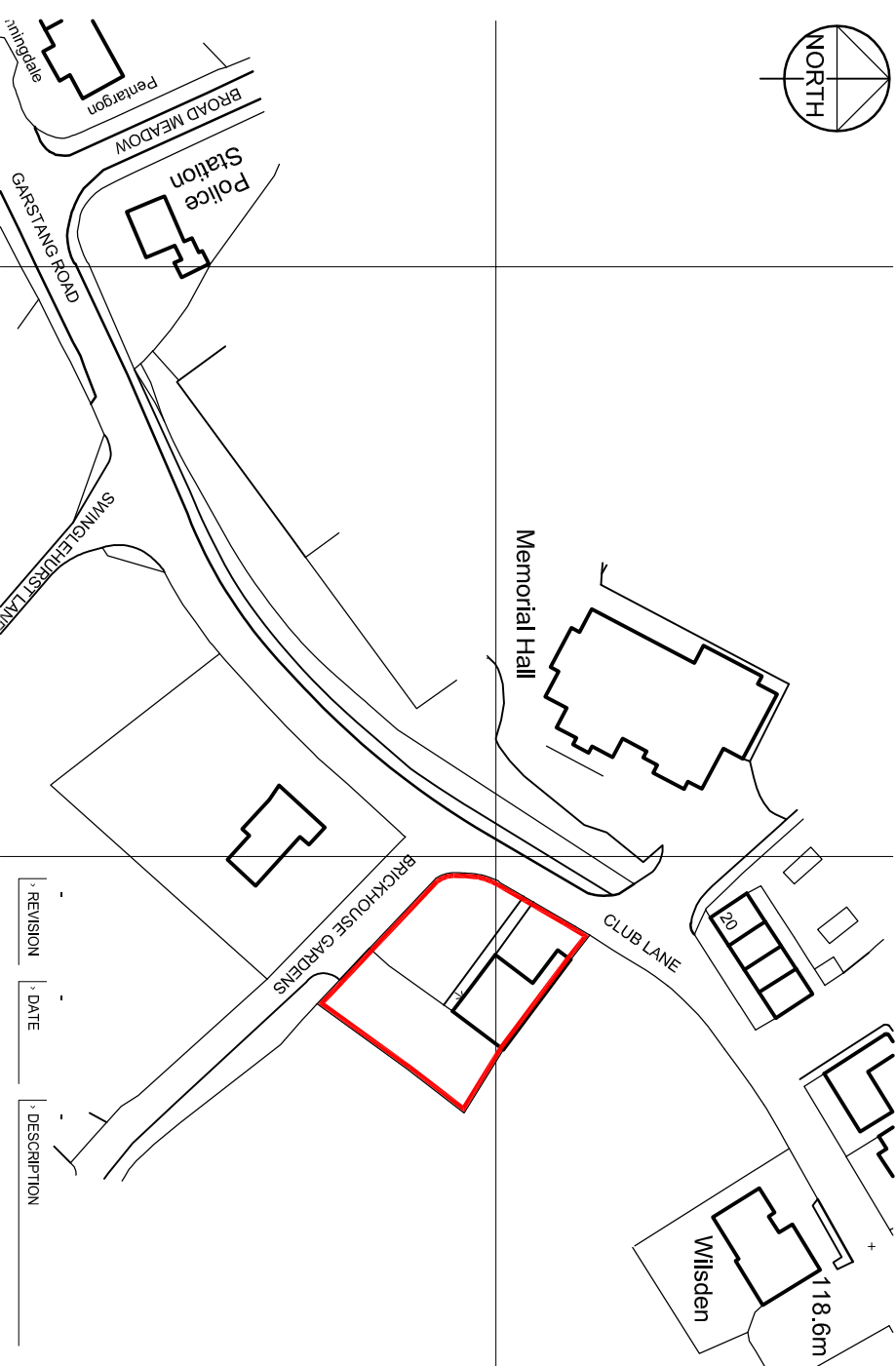
1:500 scale



Site Layout scale 1:500

P:\4744 - Internal Alterations_Chipping Congregational Church\B_Drawings\Modell\Chipping Church.dwg, A3

1:1250 scale



Site Location Plan scale 1:1250

IMPORTANT

- > © This drawing is copyright and remains the property of this practice
- > Do not scale this drawing
- > All dimensions to be checked on site
- > Positions of existing services to be confirmed prior to proceeding

REVISION STATUS

- S Information issued for feasibility or scheme design.
- T Information issued for tender purposes only.
- C Information issued for Construction.

NEB: Only those drawings containing a 'C' revision to be used for construction.

NOTES

REVISION	DATE	DESCRIPTION

CLIENT
Chipping Congregational Church


PROJECT
Internal Alterations

DRAWING TITLE
Proposed Site Layout & Site Location Plan

SCALE	DATE	DRAWN	CHECKED
1:500/1250	Nov '12	JH	

DRG NO.	REVISION
4744-03	

· FWP
 6 & 7 RIBBLESDALE PLACE
 PRESTON PR1 3NA
 T (01772) 289824
 F (01772) 203575
 E mail@fwp.uk.com
 www.fwpgroup.co.uk



Frank Whittle Partnership Group